

## What's up with the bus?

Using the National Survey of Student Engagement (NSSE) results to foster student engagement



**Have you seen the bus?**



# NSSE Bus Tour

Bus Quiz: NSSE 2011 Factoids

Brief background on NSSE

How can the NSSE 2011 results help you understand first-year students?

Their View. Our IU.

Idea Exchange





## BUS QUIZ

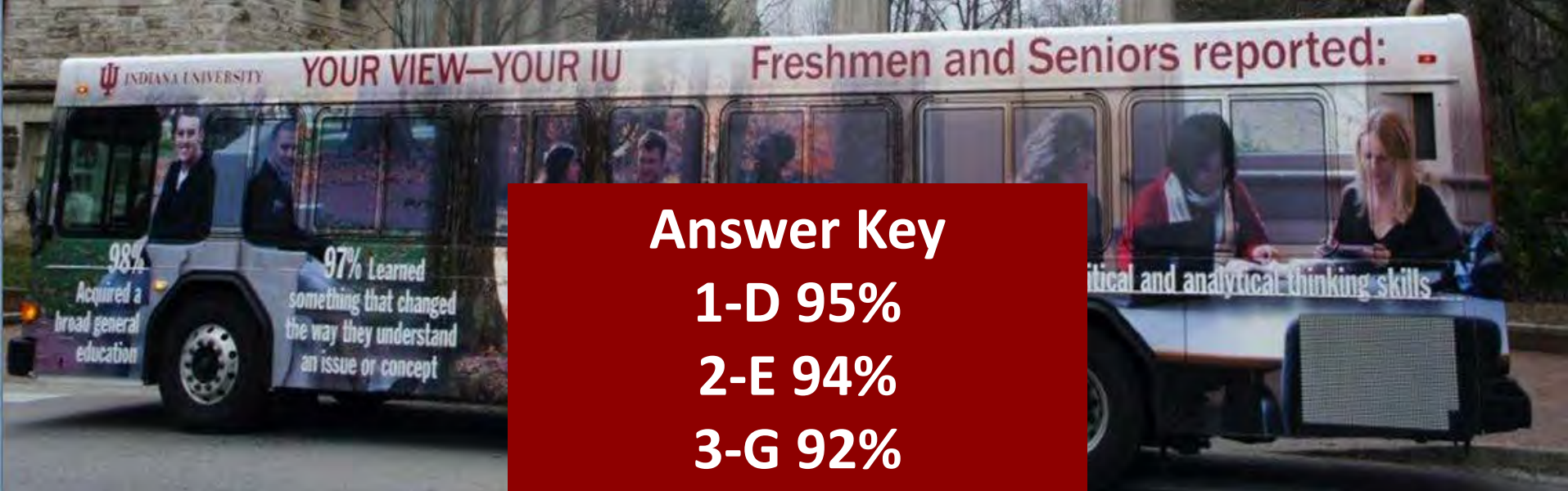
### MATCHING

- |  |  |
|--|--|
| <p><b>A. 98%</b></p> <p><b>B. 97%</b></p> <p><b>C. 96%</b></p> <p><b>D. 95%</b></p> <p><b>E. 94%</b></p> <p><b>F. 93%</b></p> <p><b>G. 92%</b></p> | <ol style="list-style-type: none"><li>1. Tried to better understand someone else's views</li><li>2. Worked with classmates outside of class to prepare class assignments</li><li>3. Worked harder than they thought they could to meet an instructor's standards or expectations</li><li>4. Acquired a broad general education</li><li>5. Learned something that changed the way they understand an issue or concept</li><li>6. Included diverse perspectives in class discussions or writing assignments</li><li>7. Developed critical and analytical thinking skills</li><li>8. Exercised or participated in physical fitness activities</li></ol> |
|--|--|









## Answer Key

1-D 95%

2-E 94%

3-G 92%

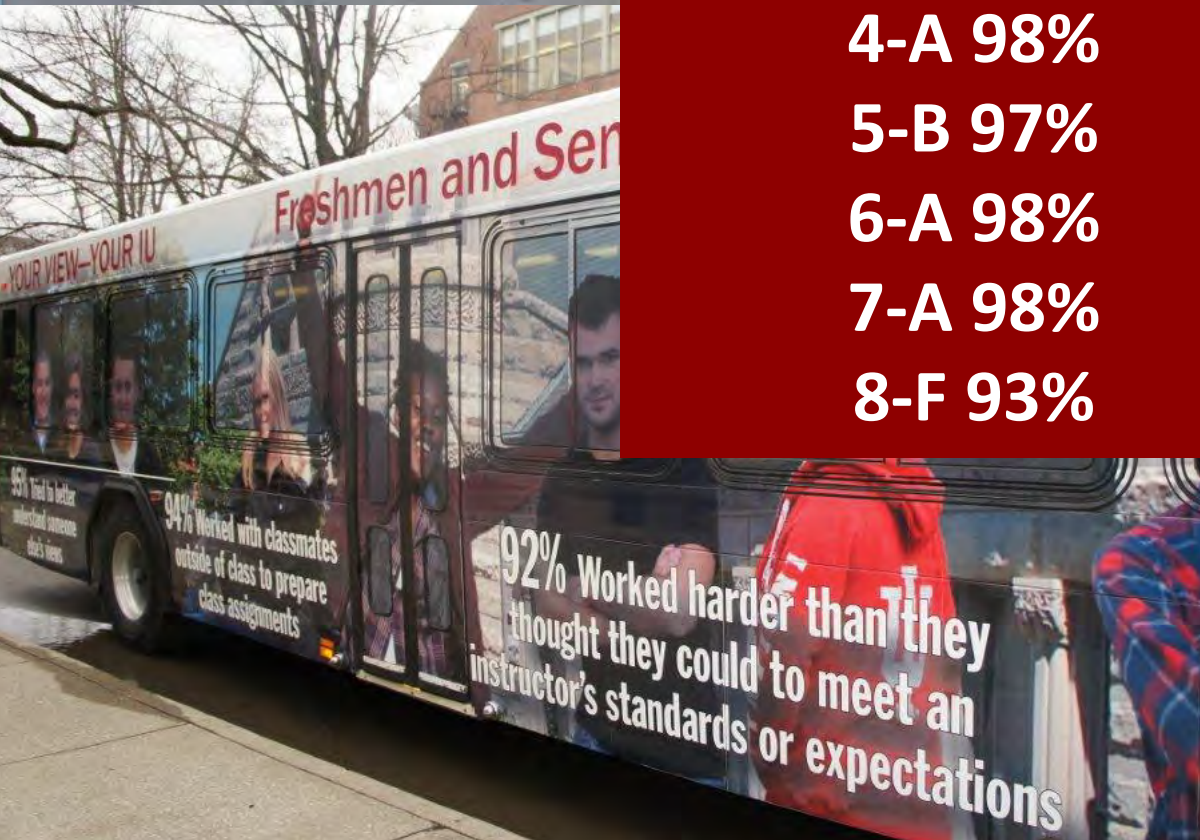
4-A 98%

5-B 97%

6-A 98%

7-A 98%

8-F 93%





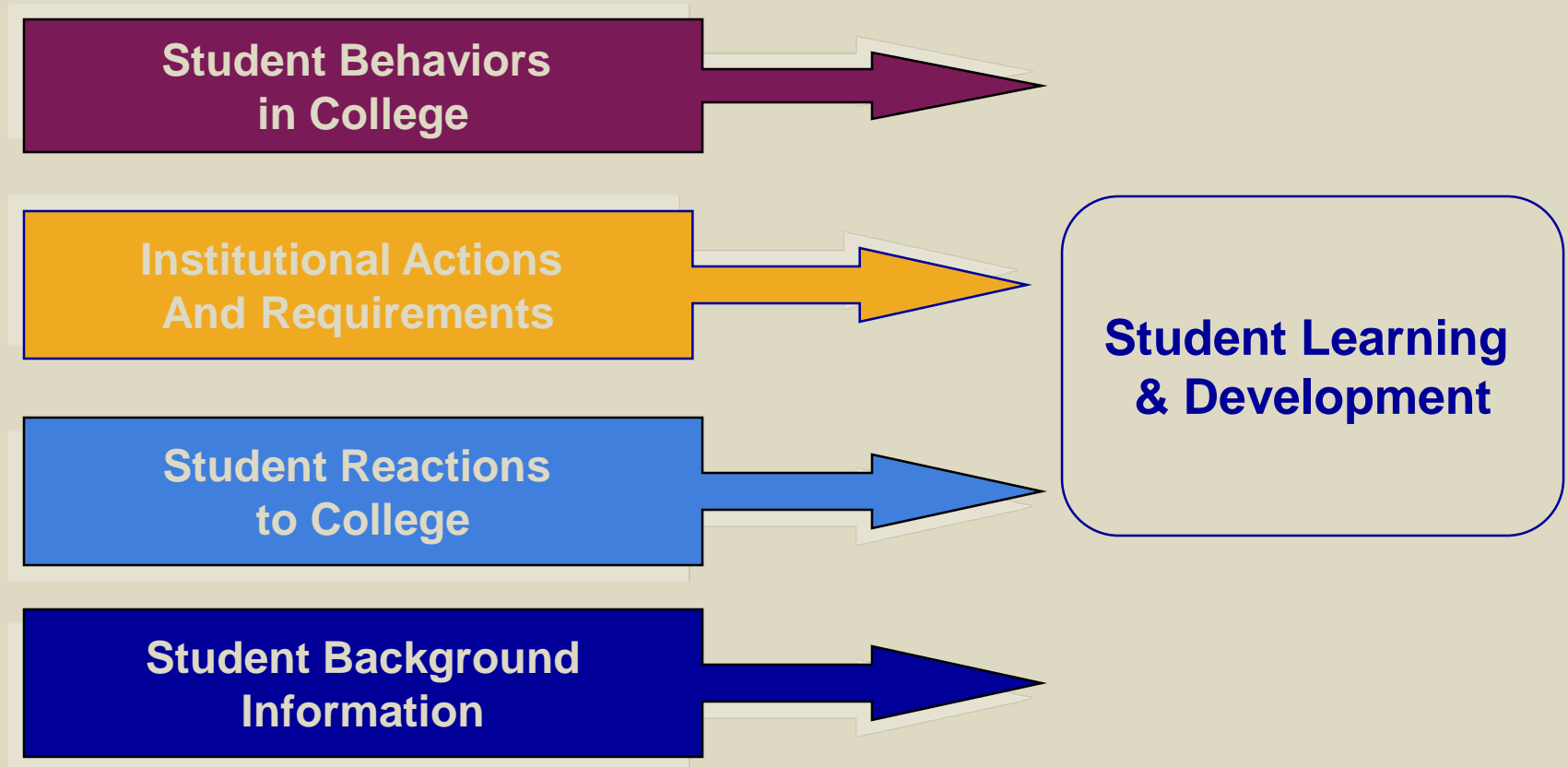
# What is Student Engagement?

- What students do—time and energy devoted to studies and other educationally purposeful activities
- What institutions do—using resources and effective educational practices to induce students to do the right things
- Educationally effective institutions channel student energy toward the right activities





# NSSE Survey Content







# Survey Administration

- Census-administered or randomly sampled first-year & senior students
- Spring administration
- Web-based
- Multiple follow-ups to increase response rates
- Consortium participation enables addition of custom questions

**National Survey of Student Engagement 2011**  
The College Student Report

**1** In your experience at your institution during the current school year, about how often have you done each of the following? Mark your answers in the boxes. Examples: ☒ or ☒

	Very often	Often	Sometimes	Never
a. Asked questions in class or contributed to class discussions	<input type="checkbox"/>	<input type="checkbox"/>	<input type="checkbox"/>	<input type="checkbox"/>
b. Made a class presentation	<input type="checkbox"/>	<input type="checkbox"/>	<input type="checkbox"/>	<input type="checkbox"/>
c. Prepared two or more drafts of a paper or assignment before turning it in	<input type="checkbox"/>	<input type="checkbox"/>	<input type="checkbox"/>	<input type="checkbox"/>
d. Worked on a paper or project that required integrating ideas or information from various sources	<input type="checkbox"/>	<input type="checkbox"/>	<input type="checkbox"/>	<input type="checkbox"/>
e. Included diverse perspectives (different races, religions, genders, political beliefs, etc.) in class discussions or writing assignments	<input type="checkbox"/>	<input type="checkbox"/>	<input type="checkbox"/>	<input type="checkbox"/>
f. Came to class without completing readings or assignments	<input type="checkbox"/>	<input type="checkbox"/>	<input type="checkbox"/>	<input type="checkbox"/>
g. Worked with other students on projects during class	<input type="checkbox"/>	<input type="checkbox"/>	<input type="checkbox"/>	<input type="checkbox"/>
h. Worked with classmates outside of class to prepare class assignments	<input type="checkbox"/>	<input type="checkbox"/>	<input type="checkbox"/>	<input type="checkbox"/>
i. Put together ideas or concepts from different courses when completing assignments or during class discussions	<input type="checkbox"/>	<input type="checkbox"/>	<input type="checkbox"/>	<input type="checkbox"/>
j. Tutored or taught other students (paid or voluntary)	<input type="checkbox"/>	<input type="checkbox"/>	<input type="checkbox"/>	<input type="checkbox"/>
k. Participated in a community-based project (e.g., service learning) as part of a regular course	<input type="checkbox"/>	<input type="checkbox"/>	<input type="checkbox"/>	<input type="checkbox"/>
l. Used an electronic medium (listserv, chat group, Internet, instant messaging, etc.) to discuss or complete an assignment	<input type="checkbox"/>	<input type="checkbox"/>	<input type="checkbox"/>	<input type="checkbox"/>
m. Used e-mail to communicate with an instructor	<input type="checkbox"/>	<input type="checkbox"/>	<input type="checkbox"/>	<input type="checkbox"/>
n. Discussed grades or assignments with an instructor	<input type="checkbox"/>	<input type="checkbox"/>	<input type="checkbox"/>	<input type="checkbox"/>
o. Talked about career plans with a faculty member or advisor	<input type="checkbox"/>	<input type="checkbox"/>	<input type="checkbox"/>	<input type="checkbox"/>
p. Discussed ideas from your readings or classes with faculty members outside of class	<input type="checkbox"/>	<input type="checkbox"/>	<input type="checkbox"/>	<input type="checkbox"/>
q. Received prompt written or oral feedback from faculty on your academic performance	<input type="checkbox"/>	<input type="checkbox"/>	<input type="checkbox"/>	<input type="checkbox"/>
r. Worked harder than you thought you could to meet an instructor's standards or expectations	<input type="checkbox"/>	<input type="checkbox"/>	<input type="checkbox"/>	<input type="checkbox"/>
s. Worked with faculty members on activities other than coursework (committees, orientation, student life activities, etc.)	<input type="checkbox"/>	<input type="checkbox"/>	<input type="checkbox"/>	<input type="checkbox"/>
t. Discussed ideas from your readings or classes with others outside of class (students, family members, co-workers, etc.)	<input type="checkbox"/>	<input type="checkbox"/>	<input type="checkbox"/>	<input type="checkbox"/>
u. Had serious conversations with students of a different race or ethnicity than your own	<input type="checkbox"/>	<input type="checkbox"/>	<input type="checkbox"/>	<input type="checkbox"/>
v. Had serious conversations with students who are very different from you in terms of their religious beliefs, political opinions, or personal values	<input type="checkbox"/>	<input type="checkbox"/>	<input type="checkbox"/>	<input type="checkbox"/>

**2** During the current school year, how much has your coursework emphasized the following mental activities?

	Very much	Quite a bit	Some	Very little
a. Memorizing facts, ideas, or methods from your courses and readings so you can repeat them in pretty much the same form	<input type="checkbox"/>	<input type="checkbox"/>	<input type="checkbox"/>	<input type="checkbox"/>
b. Analyzing the basic elements of an idea, experience, or theory, such as examining a particular case or situation in depth and considering its components	<input type="checkbox"/>	<input type="checkbox"/>	<input type="checkbox"/>	<input type="checkbox"/>
c. Synthesizing and organizing ideas, information, or experiences into new, more complex interpretations and relationships	<input type="checkbox"/>	<input type="checkbox"/>	<input type="checkbox"/>	<input type="checkbox"/>
d. Making judgments about the value of information, arguments, or methods, such as examining how others gathered and interpreted data and assessing the soundness of their conclusions	<input type="checkbox"/>	<input type="checkbox"/>	<input type="checkbox"/>	<input type="checkbox"/>
e. Applying theories or concepts to practical problems or in new situations	<input type="checkbox"/>	<input type="checkbox"/>	<input type="checkbox"/>	<input type="checkbox"/>

# NSSE 2011 Institution Response Rates

All NSSE 2011 institutions = 33%

**Indiana University's Response Rate = 32%**

**Current 2012 is 29%**

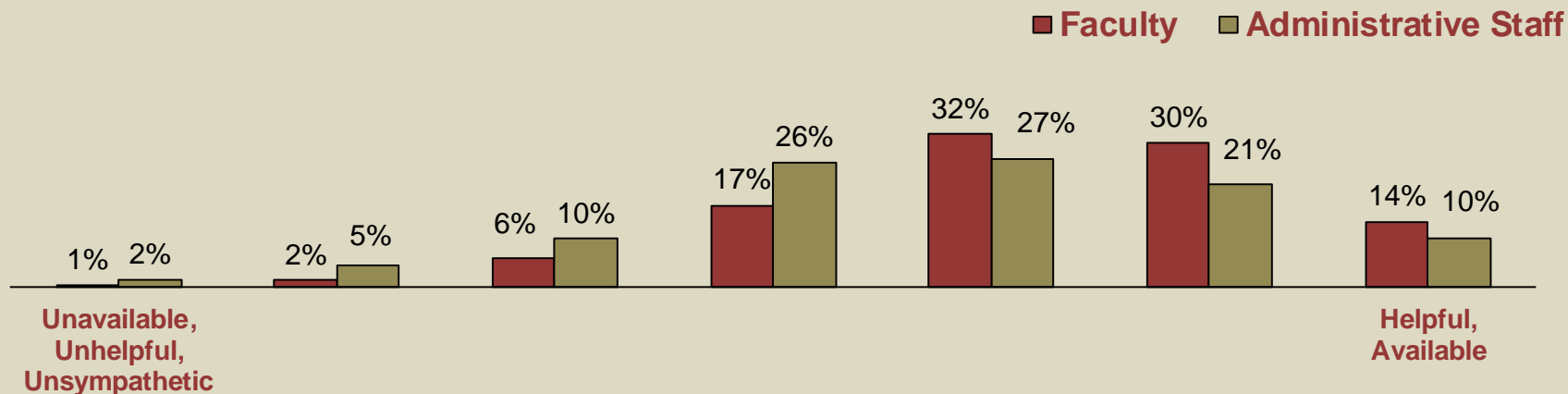






# IU & NSSE 2011 Respondents by Race, Ethnicity, and Nationality

	NSSE 2011 Respondents	NSSE 2011 Population	IUB Respondents	First-year IUB Respondents
African American/Black	10%	13%	3%	4%
Amer. Indian/Alaskan Native	1%	1%	<1%	0%
Asian/Asian Amer./Pacific Isl.	7%	7%	4%	4%
Caucasian/White	69%	64%	80%	75%
Hispanic	9%	10%	3%	4%
Other	1%	<1%	1%	1%
Multi-racial/Ethnic	2%	2%	2%	3%
International	3%	2%	7%	9%



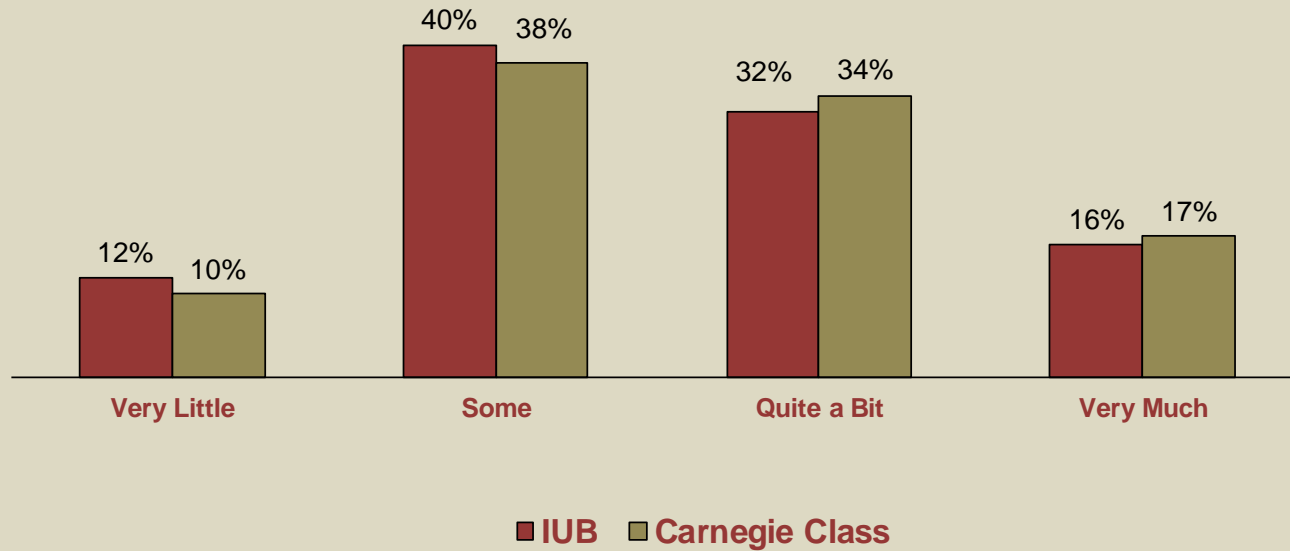
Thinking about your overall experience at this institution, how would you rate the quality of relationships with faculty and administrative personnel and offices?





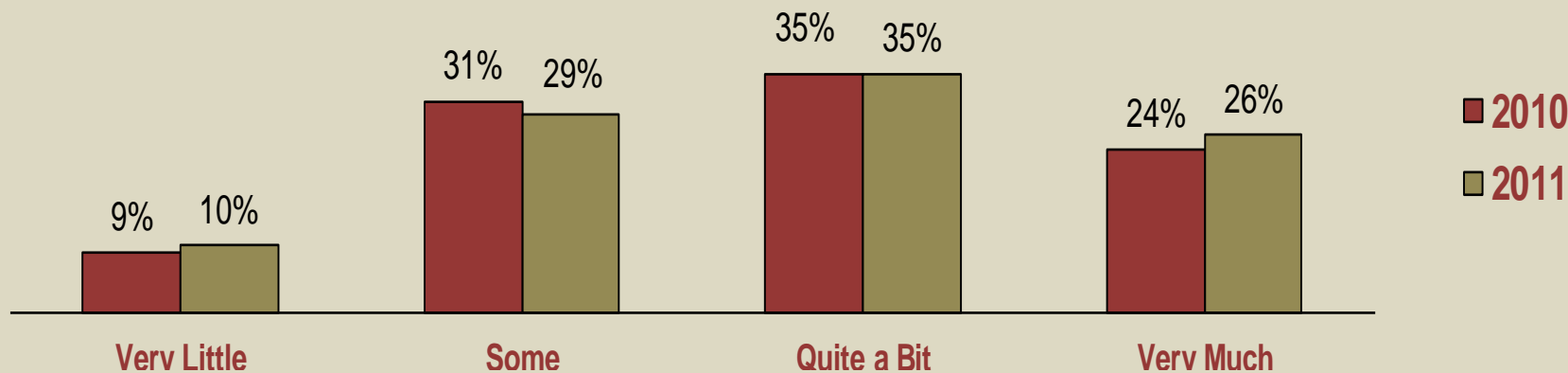
**What percentage of our students (in comparison to selected peers) participate in community service or volunteer work?**

<b>Class</b>	<b>IUB</b>	<b>Carnegie Class</b>
<b>First-Year</b>	90% (plan or done)	90% (plan or done)
<b>Senior</b>	71% (done)	64% (done)

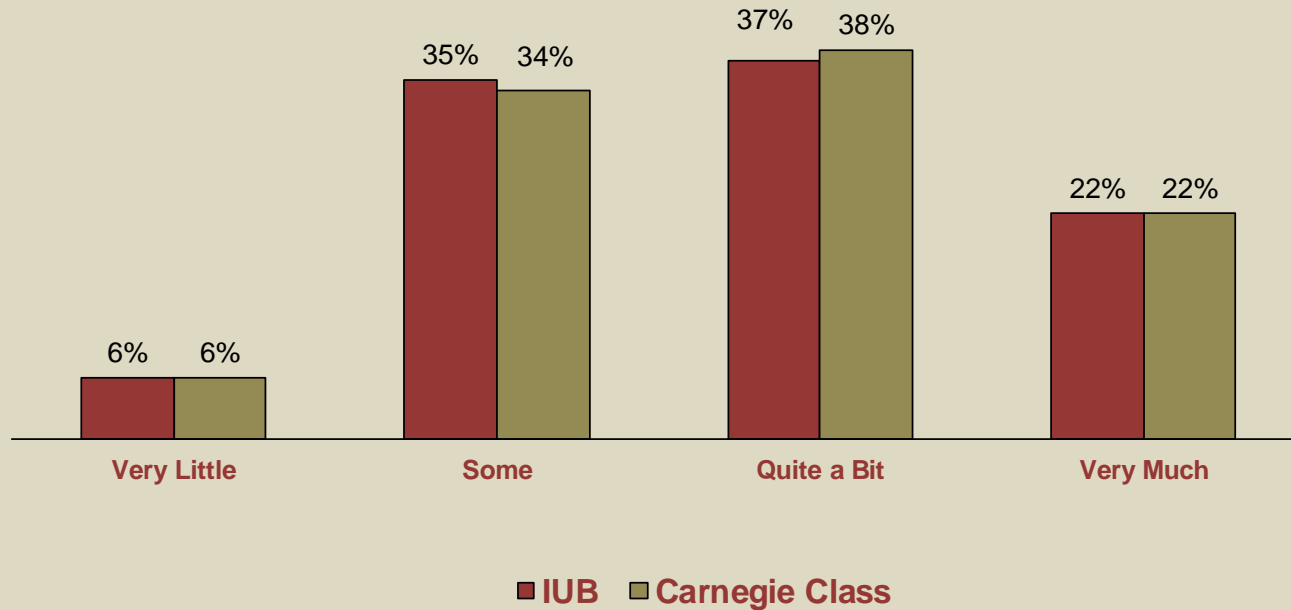


**Examined the strengths and weaknesses of your own views on a topic?**





**Thinking about your overall experience at this institution, to what extent does the college encourage contact between students from different economic, social, and racial or ethnic backgrounds?**

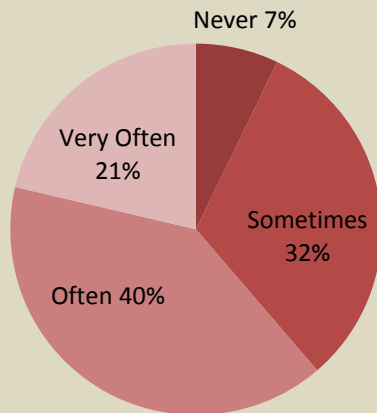


**Tried to better understand someone else's views by imagining how an issue looks from his or her perspective?**

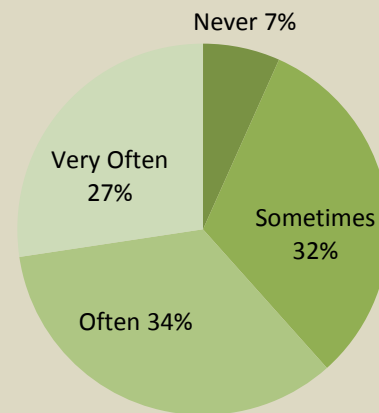


**Included diverse perspectives (different races, religions, genders, political beliefs, etc.) in class discussions or writing assignments?**

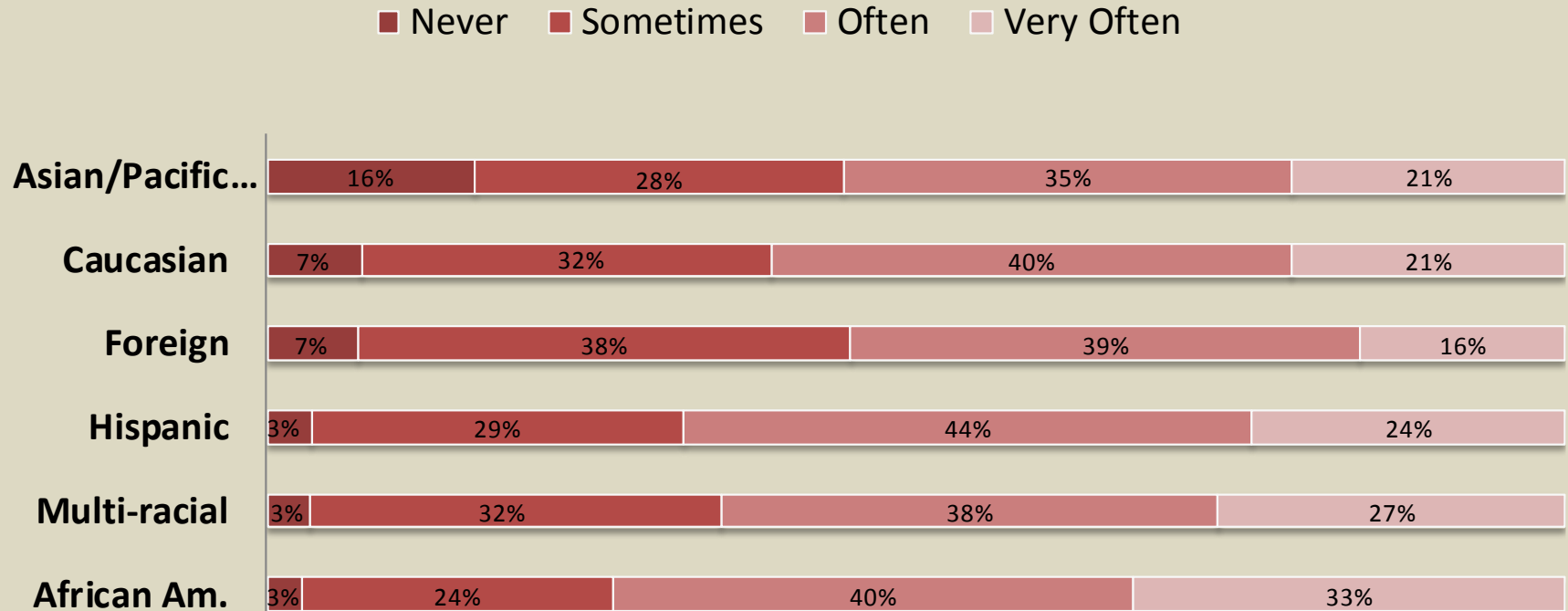
**Freshmen**



**Seniors**





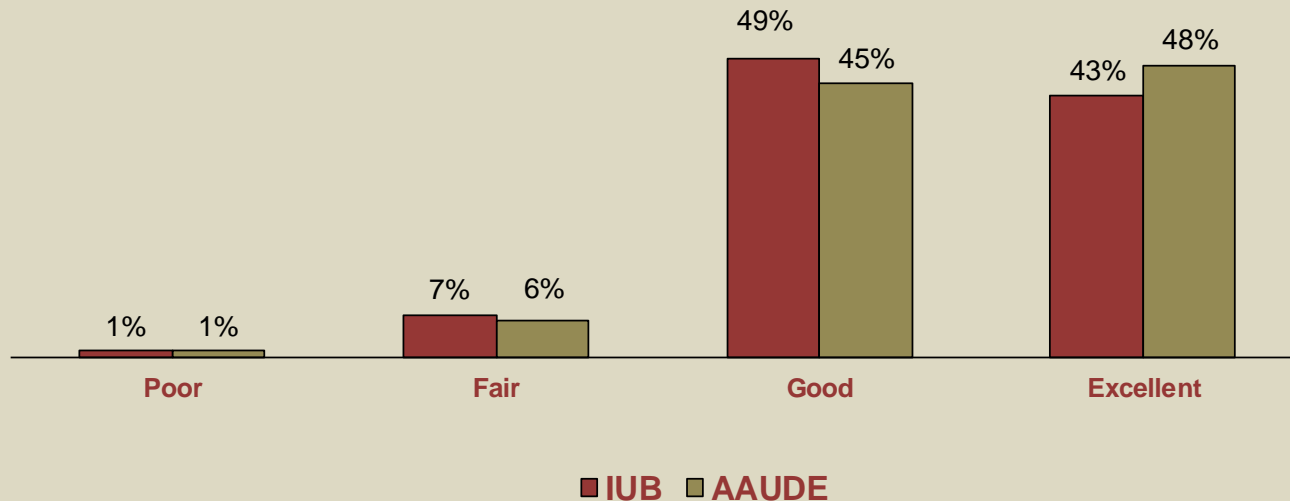


**Included diverse perspectives (different races, religions, genders, political beliefs, etc.) in class discussions or writing assignments?**



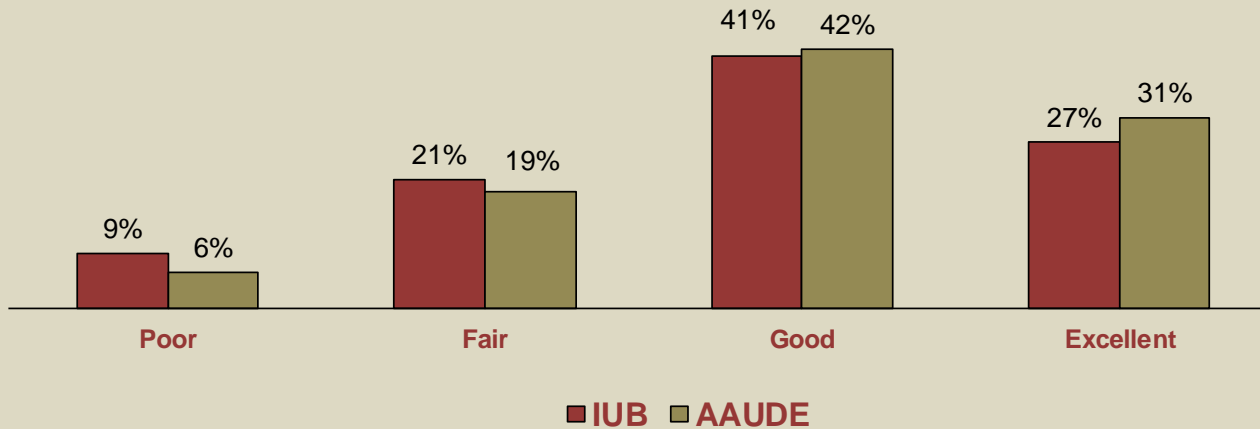
**What percentage of first-year students spent more than 5 hours per week participating in co-curricular activities?**

<b>Class</b>	<b>IUB</b>	<b>Carnegie Class</b>
<b>First-Year</b>	35%	36%
<b>Senior</b>	39%	30%



**How would you rate the academic quality of this university in general**





**How would you rate the quality of the academic advising you have received from your college or department**



## During the past year, from what source did you receive most of your academic advising?

	1 <sup>st</sup> Year	Senior
Advisors in your college or department	61%	61%
Advisors in your college or department	8%	12%
On-line registration & degree tracking system	4%	13%
Undergraduate catalog or publication	7%	4%
Friends or family	3%	2%
Not applicable	3%	2%



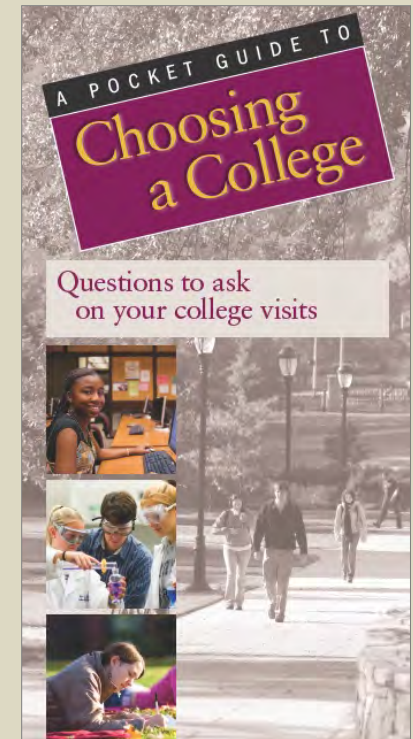
# A Pocket Guide to Choosing a College\*

- For Students and Families:

NSSE's ***A Pocket Guide to Choosing a College*** helps students ask questions during a campus visit that help them know how they might learn and develop at a given institution.

- For NSSE Institutions:

A data report, ***The Student Experience in Brief***, provides NSSE schools with a consistent template for sharing results with admission officers, orientation staff, prospective students and their families, and for presenting student engagement results on institutional Web sites.



\* Also available in Spanish





INDIANA UNIVERSITY

Your View. Your IU.

Freshmen and Seniors reported:

# Discussion & Idea Exchange

# Thank you for attending the session.

Judith (Judy) Ouimet, Ph.D.

Assistant Vice Provost for Undergraduate Education

[ouimet@indiana.edu](mailto:ouimet@indiana.edu)

