

IPEDS 2024-25

Data Collection System

IPEDS HELP DESK (877) 225-2568 | ipedshelp@rti.org
OMB NO. 1850-0582 v.33 : Approval Expires 8/31/2027
User ID: 88G2401

12-month Enrollment 2024-25

Institution: Indiana University-East (151388)

User ID: 88G2401

Overview

12-month Enrollment Overview

The 12-month Enrollment survey component collects unduplicated student enrollment counts and instructional activity data for an entire 12-month period. Using the instructional activity data reported, a full-time equivalent (FTE) student enrollment at the undergraduate and graduate level is estimated (4-year institutions only). Institutions with Doctor's - professional practice students will also report the FTE enrollment of those students (4-year institutions only). NCES uses the FTE enrollment to produce indicators such as expenses by function per FTE as reported in the IPEDS Data Feedback Report.

Data Reporting Reminder:

- All institutions must use the July 1 - June 30 reporting period.
- Report data to accurately reflect the time period corresponding with the IPEDS survey component, even if such reporting is seemingly inconsistent with prior-year reporting.

Changes in reporting

The following changes were implemented for the 2024-25 data collection period:

- Added screening question to indicate whether the institution enrolled high school students in college courses for credit during the 12-month reporting period. Note: This screening question originally appeared on the Institutional Characteristics Header component when first added in the 2023-24 data collection. This item was added to the 12-month (E12) component in the 2024-25 data collection to better align the timing of this screening question to the reporting of the enrollment counts. This change was prompted by feedback from the IPEDS Help Desk and IPEDS data reporters that separating the screening question and enrollment count reporting on two different components led to confusion and timing misalignment.
- Revised the Gender Unknown or Another Gender than Provided Categories screen for clarity.
- Removed mention of "non-first-time" on survey screens and instructions when discussing "transfer-in" student enrollment status to clarify the distinction between these two terms. This change was prompted by feedback from the IPEDS data reporters and data users that IPEDS survey materials conflated the concepts of "transfer-in" and "non-first-time," which led to misunderstanding in interpretation. This change will clearly separate these two concepts in the IPEDS survey materials to improve clarity and understanding of these terms.
- Added a new FAQ to better clarify the relationship between "transfer-in" enrollment status on the Fall Enrollment (EF) and 12-month Enrollment (E12) components and the "non-first-time" cohort on the Outcome Measures (OM) component. This change was prompted by feedback from the IPEDS data reporters and data users that the IPEDS survey materials conflated the concepts of "transfer-in" and "non-first-time," which led to misunderstanding in interpretation. This change will clearly separate these two concepts in IPEDS survey materials to improve clarity and understanding of these terms.
- Revised definition for "Transfer-in student" Glossary term to improve clarity. This change was prompted by feedback from the IPEDS data reporters and data users that the current definition for "Transfer-in student" led to misunderstanding in interpretation. This change will clarify this term for greater understanding among the IPEDS audiences.
- Revised definition for "Non-first-time student (undergraduate)" Glossary term to improve clarity. This change was prompted by feedback from the IPEDS data reporters and data users that the current definition for "Non-first-time student (undergraduate)" led to misunderstanding in interpretation. This change will clarify this term for greater understanding among the IPEDS audiences.
- Revised definition for "Continuing/Returning student (undergraduate)" Glossary term to improve clarity. This change was prompted by feedback from the IPEDS data reporters and data users that the current definition for "Continuing/Returning student (undergraduate)" led to misunderstanding in interpretation. This change will clarify this term for greater understanding among the IPEDS audiences.

Resources:

- To download the survey materials for this component: [Survey Materials](#)
- To access your prior year data submission for this component: [Reported Data](#)

If you have questions about completing this survey, please contact the IPEDS Help Desk at 1-877-225-2568.

Institution: Indiana University-East (151388)


User ID: 88G2401

12-month Enrollment Screening Questions

1. Which instructional activity units will you use to report undergraduate instructional activity?

- Undergraduate instructional activity data in Part B may be reported in units of clock hours or credit hours.
- Please note that any graduate level instructional activity must be reported in credit hours. (4-year institutions only)

- ☐ Clock hours
- ☒ Credit hours
- ☐ Both clock and credit hours (some undergraduate programs measured in clock hours and some measured in credit hours)

 You may use the box below to provide additional context for the data you have reported above. Context notes will be posted on the College Navigator website. Therefore, you should write all context notes using proper grammar (e.g., complete sentences with punctuation) and common language that can be easily understood by students and parents (e.g., spell out acronyms).

2. Did your institution enroll high school students in college courses for credit during the 12-month Enrollment (E12) reporting period of July 1, 2023 - June 30, 2024?

If you answer **Yes** to this question, you will be able to report the unduplicated count of high school students enrolled in college courses for credit on Part C of the 12-month Enrollment (E12) survey component.

- ☒ Yes.
- ☒ Within a dual enrollment program.
- ☒ Outside a dual enrollment program.
- ☐ No

Note:

Within a dual enrollment program is defined as within an organized system with special guidelines that allows high school students to take college-level courses. The guidelines might have to do with entrance or eligibility requirements, funding, limits on course taking, etc.

Outside a dual enrollment program is defined as high school students who simply enroll in credit courses through your institution, and are treated as regularly enrolled college students.

Institution: Indiana University-East (151388)

User ID: 88G2401

Part A - Unduplicated Count for Full-time Undergraduate Students

12-month Unduplicated Count by Race/Ethnicity and Gender - Full-time Undergraduate Students

July 1, 2023 – June 30, 2024

Reporting Reminders:

- The 12-month unduplicated count must be equal or greater than the corresponding prior year fall enrollment.
- Report Hispanic/Latino individuals of any race as Hispanic/Latino
- Report race for non-Hispanic/Latino individuals only
- Even though Teacher Preparation certificate programs may require a bachelor's degree for admission, they are considered subbaccalaureate undergraduate programs, and students in these programs are undergraduate students.

Men

Students enrolled for <u>credit</u>	Degree/certificate-seeking				Non-degree/ non-certificate- seeking	Total, Full-time undergraduate students
	First-time	Transfer- in	Continuing/ Returning	Total degree/ certificate-seeking		
U.S. Nonresident	0	0	12	12	1	13
Hispanic/Latino	11	6	24	41	2	43
American Indian or Alaska Native	0	0	0	0	0	0
Asian	4	2	12	18	0	18
Black or African American	8	10	17	35	2	37
Native Hawaiian or Other Pacific Islander	0	0	1	1	0	1
White	78	59	270	407	6	413
Two or more races	9	4	19	32	0	32
Race and ethnicity unknown	1	5	7	13	2	15
Total men	111	86	362	559	13	572
Total men prior year	133	86	325	544	9	553

Women

Students enrolled for <u>credit</u>	Degree/certificate-seeking				Non-degree/ non-certificate- seeking	Total, Full-time undergraduate students
	First-time	Transfer- in	Continuing/ Returning	Total degree/ certificate-seeking		
U.S. Nonresident	1	2	10	13	0	13
Hispanic/Latino	16	15	51	82	0	82
American Indian or Alaska Native	0	0	0	0	0	0
Asian	1	5	14	20	0	20
Black or African American	15	23	42	80	0	80
Native Hawaiian or Other Pacific Islander	0	1	0	1	0	1
White	180	155	654	989	12	1,001
Two or more races	16	11	44	71	1	72
Race and ethnicity unknown	2	3	10	15	0	15
Total women	231	215	825	1,271	13	1,284
Total women prior year	205	191	845	1,241	14	1,255

Grand total (2023-24)	342	301	1,187	1,830	26	1,856
Prior year data:						
Grand total (men+women) prior year	338	277	1,170	1,785	23	1,808
Total Full-time undergraduate enrollment Fall 2023 NOTE: Grand total (2023-24) calculated above is expected to be greater than total Full-time undergraduate enrollment Fall 2023.	306	210	1,056	1,572	10	1,582

Institution: Indiana University-East (151388)

User ID: 88G2401

Part A - Unduplicated Count for Part-time Undergraduate Students

12-month Unduplicated Count by Race/Ethnicity and Gender - **Part-time Undergraduate Students**

July 1, 2023 – June 30, 2024

Reporting Reminders:

- The 12-month unduplicated count must be equal or greater than the corresponding prior year fall enrollment.
- Report Hispanic/Latino individuals of any race as Hispanic/Latino
- Report race for non-Hispanic/Latino individuals only
- Even though Teacher Preparation certificate programs may require a bachelor's degree for admission, they are considered subbaccalaureate undergraduate programs, and students in these programs are undergraduate students.

Men

Students enrolled for <u>credit</u>	Degree/certificate-seeking				Non-degree/ non-certificate- seeking	Total, Part-time undergraduate students
	First-time	Transfer- in	Continuing/ Returning	Total degree/ certificate-seeking		
<u>U.S. Nonresident</u>	1	1	18	20	15	35
<u>Hispanic/Latino</u>	2	5	37	44	44	88
<u>American Indian or Alaska Native</u>	0	0	0	0	0	0
<u>Asian</u>	0	2	27	29	26	55
<u>Black or African American</u>	1	3	25	29	16	45
<u>Native Hawaiian or Other Pacific Islander</u>	0	1	1	2	3	5
<u>White</u>	7	32	288	327	515	842
Two or more races	0	1	22	23	29	52
<u>Race and ethnicity unknown</u>	0	2	19	21	8	29
Total men	11	47	437	495	656	1,151
Total men prior year	20	63	447	530	687	1,217

Women

Students enrolled for <u>credit</u>	Degree/certificate-seeking				Non-degree/ non-certificate- seeking	Total, Part-time undergraduate students
	First-time	Transfer- in	Continuing/ Returning	Total degree/ certificate-seeking		
<u>U.S. Nonresident</u>	2	0	11	13	6	19
<u>Hispanic/Latino</u>	3	9	47	59	86	145
<u>American Indian or Alaska Native</u>	0	0	1	1	1	2
<u>Asian</u>	1	4	19	24	40	64
<u>Black or African American</u>	4	9	65	78	29	107
<u>Native Hawaiian or Other Pacific Islander</u>	0	0	0	0	0	0
<u>White</u>	24	65	485	574	858	1,432
Two or more races	3	8	25	36	49	85
<u>Race and ethnicity unknown</u>	0	8	26	34	5	39
Total women	37	103	679	819	1,074	1,893
Total women prior year	28	112	625	765	1,069	1,834

Grand total (2023-24)	48	150	1,116	1,314	1,730	3,044
Prior year data:						
Grand total (men+women) prior year	48	175	1,072	1,295	1,756	3,051
Total Part-time undergraduate enrollment Fall 2023 NOTE: Grand total (2023-24) calculated above is expected to be greater than total Part-time undergraduate enrollment Fall 2023.	30	92	752	874	290	1,164

Institution: Indiana University-East (151388)

User ID: 88G2401

Part A - Unduplicated Count for Undergraduate Students

12-month Unduplicated Count by Race/Ethnicity and Gender - Undergraduate Student Total

July 1, 2023 – June 30, 2024

Men

Enrolled for credit	Total full-time undergraduate students	Total part-time undergraduate students	Grand total, all undergraduate students
<u>U.S. Nonresident</u>	13	35	48
<u>Hispanic/Latino</u>	43	88	131
<u>American Indian or Alaska Native</u>	0	0	0
<u>Asian</u>	18	55	73
<u>Black or African American</u>	37	45	82
<u>Native Hawaiian or Other Pacific Islander</u>	1	5	6
<u>White</u>	413	842	1,255
Two or more races	32	52	84
<u>Race and ethnicity unknown</u>	15	29	44
Total men	572	1,151	1,723

Women

Enrolled for credit	Total full-time undergraduate students	Total part-time undergraduate students	Grand total, all undergraduate students
<u>U.S. Nonresident</u>	13	19	32
<u>Hispanic/Latino</u>	82	145	227
<u>American Indian or Alaska Native</u>	0	2	2
<u>Asian</u>	20	64	84
<u>Black or African American</u>	80	107	187
<u>Native Hawaiian or Other Pacific Islander</u>	1	0	1
<u>White</u>	1,001	1,432	2,433
Two or more races	72	85	157
<u>Race and ethnicity unknown</u>	15	39	54
Total women	1,284	1,893	3,177
Grand Total (men+women)	1,856	3,044	4,900

Institution: Indiana University-East (151388)

User ID: 88G2401

Part A - Unduplicated Count for Graduate Students

12-month Unduplicated Count by Race/Ethnicity and Gender - Full-time and Part-time Graduate Students

July 1, 2023 – June 30, 2024

Reporting Reminders:

- The 12-month unduplicated count must be equal or greater than the corresponding prior year fall enrollment.
- Report Hispanic/Latino individuals of any race as Hispanic/Latino
- Report race for non-Hispanic/Latino individuals only
- Report **all** postbaccalaureate degree and certificate students as graduate students, **including any doctor's - professional practice students (formerly first-professional)**

Men

Students <u>enrolled for credit</u>	Graduate students		
	Total <u>full-time</u>	Total <u>part-time</u>	Total <u>graduate students</u>
<u>U.S. Nonresident</u>	<input type="text" value="0"/>	<input type="text" value="1"/>	1
<u>Hispanic/Latino</u>	<input type="text" value="0"/>	<input type="text" value="6"/>	6
<u>American Indian or Alaska Native</u>	<input type="text" value="0"/>	<input type="text" value="0"/>	0
<u>Asian</u>	<input type="text" value="0"/>	<input type="text" value="3"/>	3
<u>Black or African American</u>	<input type="text" value="0"/>	<input type="text" value="8"/>	8
<u>Native Hawaiian or Other Pacific Islander</u>	<input type="text" value="0"/>	<input type="text" value="0"/>	0
<u>White</u>	<input type="text" value="5"/>	<input type="text" value="93"/>	98
Two or more races	<input type="text" value="1"/>	<input type="text" value="1"/>	2
<u>Race and ethnicity unknown</u>	<input type="text" value="0"/>	<input type="text" value="4"/>	4
Total men	6	116	122
Total men prior year			124

Women

Students <u>enrolled for credit</u>	Graduate students		
	Total <u>full-time</u>	Total <u>part-time</u>	Total <u>Graduate students</u>
<u>U.S. Nonresident</u>	<input type="text" value="1"/>	<input type="text" value="4"/>	5
<u>Hispanic/Latino</u>	<input type="text" value="2"/>	<input type="text" value="14"/>	16
<u>American Indian or Alaska Native</u>	<input type="text" value="0"/>	<input type="text" value="0"/>	0
<u>Asian</u>	<input type="text" value="0"/>	<input type="text" value="6"/>	6
<u>Black or African American</u>	<input type="text" value="1"/>	<input type="text" value="7"/>	8
<u>Native Hawaiian or Other Pacific Islander</u>	<input type="text" value="0"/>	<input type="text" value="0"/>	0
<u>White</u>	<input type="text" value="24"/>	<input type="text" value="163"/>	187
Two or more races	<input type="text" value="0"/>	<input type="text" value="5"/>	5
<u>Race and ethnicity unknown</u>	<input type="text" value="0"/>	<input type="text" value="7"/>	7
Total women	28	206	234
Total women prior year			258

Grand total (2023-24)	34	322	356
Prior year data:			
Unduplicated headcount (2022-23)			382
Total graduate enrollment Fall 2023	23	216	239
NOTE: Grand total (2023-24) calculated above is expected to be greater than Total graduate enrollment Fall 2023.			

Institution: Indiana University-East (151388)

User ID: 88G2401

Part A - Gender Unknown or Another Gender than Provided Categories

12-month Unduplicated Count by Gender Unknown or Another Gender than Provided Categories

Reporting Reminders:

- The purpose of this supplemental section is to determine whether institutions are able to report the number of students for whom gender is unknown and the number of students for whom gender does not align with the 'Men' and 'Women' categories. Note that these students must still be allocated into the 'Men' and 'Women' categories in all other sections of the survey component.
- Institutions should not ask students that do not select a binary gender to allocate themselves to a binary gender category; it is up to the institution to allocate unknown students and students that indicate another gender into the binary categories throughout the forms where required. One method commonly used by institutions is to allocate these students to the binary categories required in other parts of the form using the proportion of men to women reported.
- The 'gender unknown' category is to report students for whom the institution does not know a gender.

Is your institution able to report another gender for the July 1, 2023 - June 30, 2024 reporting period?

If you indicate 'No, my institution is not able to report another gender,' leave the cells in the rows for 'Another gender' blank (i.e., do not report 0). If you indicate 'No, some cells will have a value of less than 5 students,' your institution collects data on another gender, but some cells have a value of less than 5 students, do not report the data and leave the cells in the rows for 'Another gender' blank. If you indicate 'Yes,' but no students identified as another gender, please enter '0'.

Undergraduate students:


- ☐ No, my institution is not able to report another gender (do not report)
- ☐ No, some cells will have a value of less than 5 students (do not report)
- ☒ Yes

Graduate students:

- ☐ No, my institution is not able to report another gender (do not report)
- ☒ No, some cells will have a value of less than 5 students (do not report)
- ☐ Yes

Of the total students reported, how many students did you allocate to a binary gender category (Men/Women) because their gender was unknown or another gender than the provided categories?

		Number of students			
		Undergraduate students		Graduate students	
		Current Year	Prior year	Current Year	Prior year
Grand total		4,900	4,859	356	382
	Gender unknown (i.e., gender information is not known or not collected).	<input type="text" value="6"/>	0	<input type="text" value="0"/>	0
	Another gender (i.e., gender information is known but does not fall into either of the mutually exclusive binary categories provided [Men/Women]).	<input type="text" value="12"/>		<input type="text"/>	
Total of Gender unknown + Another gender		18	0	0	0
Total of Students for whom gender is known and falls into one of the mutually exclusive binary categories provided [Men/Women]		4,882	4,859	356	382

 You may use the box below to provide additional context for the data you have reported above. Context notes will be posted on the College Navigator website. Therefore, you should write all context notes using proper grammar (e.g., complete sentences with punctuation) and common language that can be easily understood by students and parents (e.g., spell out acronyms).

Institution: Indiana University-East (151388)


User ID: 88G2401

Part A – 12-month Enrollment by Distance Education Status

12-month Unduplicated Count - Distance Education Status

July 1, 2023 – June 30, 2024

	Undergraduate Students		Graduate Students
	Degree/certificate-seeking	Non-degree/non-certificate-seeking	
Students <i>enrolled exclusively</i> in distance education courses	2,234	699	263
Students <i>enrolled in at least one but not all</i> distance education courses	733	26	40
Students <i>not enrolled in any</i> distance education courses	177	1,031	53
Total (Carried forward from part A)	3,144	1,756	356

 You may use the box below to provide additional context for the data you have reported above. Context notes will be posted on the College Navigator website. Therefore, you should write all context notes using proper grammar (e.g., complete sentences with punctuation) and common language that can be easily understood by students and parents (e.g., spell out acronyms).

Institution: Indiana University-East (151388)

User ID: 88G2401

Part B - Instructional Activity

12-month Instructional Activity

July 1, 2023 - June 30, 2024

Instructional Activity Reporting Reminder:

- Instructional activity is used to calculate an IPEDS FTE based on the institution's reported calendar system.
- Graduate credit hour activity should not include any doctor's – professional practice activity, the total of those students' FTE is entered separately instead.

FTE Reporting Reminder:

- Institutions need not report their own calculations of undergraduate or graduate FTE unless IPEDS FTE calculations would be misleading for comparison purposes among all IPEDS reporting institutions.

Instructional Activity

	2023-24 total activity	Prior year data
Undergraduate level:		
<u>Credit hour activity</u>	71,288	69,559
Graduate level:		
<u>Credit hour activity</u>	3,440	3,795


Full-Time Equivalent (FTE) of Students

Calendar system (as reported on the prior year IC survey component):	Semester		
--	----------	--	--

If the IPEDS calculated FTE estimates below are not reasonable, **AND** you have reported the correct instructional activity hours above, enter your best FTE estimate in the "Institution reported FTE" column below and save the page. This option should be used **ONLY** if the calculated estimate is not reasonable for your institution and IPEDS comparisons.

Please provide your best estimate of undergraduate and graduate FTE for the 12-month reporting period **only if the calculated FTE estimate below is not reasonable for IPEDS comparison purposes**. Please provide an explanation in the context box if the option is used due to Coronavirus Pandemic.

	Calculated FTE 2023-24	Institution reported FTE 2023-24	Prior year FTE 2022-23
Undergraduate student FTE	2,376	2,376	2,319
Graduate student FTE	143	143	158
Total FTE students	2,519	2,519	2,477

 Context notes will be posted on the College Navigator website. Therefore, you should write all context notes using proper grammar (e.g., complete sentences with punctuation) and common language that can be easily understood by students and parents (e.g., spell out acronyms).

Institution: Indiana University-East (151388)

User ID: 88G2401

Part C – Unduplicated Count of Dual Enrolled Students

12-month Unduplicated Count of Dual Enrolled Students

July 1, 2023 – June 30, 2024

Reporting Reminders:

- The number of high school students enrolled in college courses for credit was reported in Part A as part of the non-degree/non-certificate-seeking unduplicated enrollment.
 - The number of high school students enrolled in college courses for credit reported in Part C will have some duplication with the non-degree/non-certificate-seeking enrollment students reported in Part A.
 - The number of high school students enrolled in college courses for credit reported in Part C should be less than the number of non-degree/non-certificate-seeking students reported in Part A unless all these students at your institution are high school students enrolled in college courses for credit.
- Report Hispanic/Latino individuals of any race as Hispanic/Latino
- Report race for non-Hispanic/Latino individuals only

In Part A, your institution reported the following number of students in the non-degree/non-certificate-seeking unduplicated headcount.	1,756
---	-------

	High school students enrolled in college courses for credit		
	Men	Women	Total
U.S. Nonresident	0	1	1
Hispanic/Latino	17	36	53
American Indian or Alaska Native	0	1	1
Asian	10	17	27
Black or African American	7	12	19
Native Hawaiian or Other Pacific Islander	3	0	3
White	357	597	954
Two or more races	16	29	45
Race and ethnicity unknown	8	4	12
Total	418	697	1,115
Total prior year	387	607	994

Institution: Indiana University-East (151388)

User ID: 88G2401

Prepared by

Prepared by

Reporting Reminders:

- The name of the preparer is being collected so that we can follow up with the appropriate person in the event that there are questions concerning the data.
- The Keyholder will be copied on all email correspondence to other preparers.
- The time it took to prepare this component is being collected so that we can continue to improve our estimate of the reporting burden associated with IPEDS.
- Please include in your estimate the time it took for you to review instructions, query and search data sources, complete and review the component, and submit the data through the Data Collection System.
- Thank you for your assistance.

This survey component was prepared by:					
<input type="radio"/>	Keyholder	<input type="radio"/>	SFA Contact	<input type="radio"/>	HR Contact
<input type="radio"/>	Finance Contact	<input type="radio"/>	Academic Library Contact	<input checked="" type="radio"/>	Other
Name: <input type="text" value="Joseph Geglio"/>					
Email: <input type="text" value="jgeglio@iu.edu"/>					

How many staff from your institution only were involved in the data collection and reporting process of this survey component?	
<input type="text" value="4.00"/>	Number of Staff (including yourself)

How many hours did you and others from your institution only spend on each of the steps below when responding to this survey component? <i>Exclude the hours spent collecting data for state and other reporting purposes.</i>				
Staff member	Collecting Data Needed	Revising Data to Match IPEDS Requirements	Entering Data	Revising and Locking Data
Your office	<input type="text" value="1.00"/> hours	<input type="text" value="1.00"/> hours	<input type="text" value="1.00"/> hours	<input type="text" value="0.25"/> hours
Other offices	<input type="text"/> hours	<input type="text"/> hours	<input type="text"/> hours	<input type="text"/> hours

Institution: Indiana University-East (151388)

User ID: 88G2401

Summary

12-Month Enrollment Component Summary

The purpose of this summary is to provide you an opportunity to view some of the data that, when accepted through the IPEDS quality control process, will appear on the [College Navigator](#) website and/or your institution's Data Feedback Report (DFR). In addition, all data reported in IPEDS survey components become publicly available through the [IPEDS Use the Data](#) and appear as aggregated statistics in various Department of Education reports. [College Navigator](#) is updated approximately three months after the data collection period closes and DFRs will be available through the [IPEDS Use the Data](#) and sent to your institution's CEO at the end of 2025.

Please review your data for accuracy. If you have questions about the data displayed below or after reviewing the data reported on the survey screens, please contact the IPEDS Help Desk at: 1-877-225-2568 or ipedshelp@rti.org.

12-Month Unduplicated Headcount and Full-Time Equivalent Students		
Total 12-month unduplicated headcount enrollment		5,256
	Undergraduate student unduplicated headcount enrollment	4,900
	Graduate student unduplicated headcount enrollment	356
Total 12-month full-time equivalent (FTE) student enrollment		2,519
	Undergraduate student FTE enrollment	2,376
	Graduate student FTE enrollment	143
	Doctor's-professional practice FTE enrollment	

Total 12-month Undergraduate Student Characteristics		
Percent of undergraduate students who are female		65 %
Percent of undergraduate students who are full-time		38 %
Percent of undergraduate students who are enrolled exclusively in distance education courses		60 %
Percent of undergraduate students by U.S. resident status and race/ethnicity: Note: Race/ethnicity is not collected for U.S. Nonresidents.		
U.S. Resident		98 %
	American Indian or Alaska Native	0 %
	Asian	3 %
	Black or African American	5 %
	Hispanic/Latino	7 %
	Native Hawaiian or Pacific Islander	0 %
	White	75 %
	Two or More Races	5 %
	Race and ethnicity unknown	2 %
U.S. Nonresident		2 %

Total 12-month Graduate Student Characteristics		
Percent of graduate students who are female		66 %
Percent of graduate students who are full-time		10 %
Percent of graduate students who are enrolled exclusively in distance education courses		74 %
Percent of graduate students by U.S. resident status and race/ethnicity: Note: Race/ethnicity is not collected for U.S. Nonresidents.		
U.S. Resident		98 %
	American Indian or Alaska Native	0 %
	Asian	3 %
	Black or African American	4 %
	Hispanic/Latino	6 %
	Native Hawaiian or Pacific Islander	0 %
	White	80 %
	Two or More Races	2 %

	Race and ethnicity unknown	3 %
U .S. Nonresident		2 %

Edit Report

12-month Enrollment

Source	Description	Severity	Resolved	Options
Global Edits				
Perform Edits	You reported (1) awards in Completions for undergraduate American Indian or Alaska Native Men, however you reported (0) undergraduate students for American Indian or Alaska Native Men in the 12-month enrollment survey. Please correct the affected survey component or contact the Help Desk. (Error #9809)	Fatal	Yes	
Reason	Overridden by administrator. Institution confirms the student completed all course activity prior to the beginning of the 12-month survey period but the student's credential was not conferred until August 2023 - KW -			
Perform Edits	You have reported (1) American Indian or Alaska Native Men completers in part B of the Completions component, but only (0) American Indian or Alaska Native Men students in the 12-Month Enrollment component, which covers the same reporting period. Please review your data and make any necessary corrections, or contact the IPEDS Help Desk for assistance. (Error #9845)	Fatal	Yes	
Reason	Overridden by administrator. Institution confirms the student completed all course activity prior to the beginning of the 12-month survey period but the student's credential was not conferred until August 2023 - KW -			