

## Cost I 2024-25

Institution: Indiana University-Southeast (151379)

User ID: 88G2401

### Overview

#### Cost Overview

The purpose of the Cost (CST) component is to collect information on student charges for Cost of Attendance estimates and to calculate an Average Net Price (ANP) for first-time, full-time undergraduate students to meet requirements of the Higher Education Act of 1965 (HEA), as amended. This component also collects information on tuition and fees for other groups of students.

Much of the data reported on CST appear on College Navigator, which is updated only one time after CST data have been reviewed by NCES. Therefore, any data reporting errors may stay on College Navigator for a full year.

Additionally, the ANP calculation has important implications for what students see about your institution, and also for the College Affordability and Transparency Center lists.

#### Data Reporting Reminder:

- Report data to accurately reflect the time period corresponding with the IPEDS survey component, even if such reporting is seemingly inconsistent with prior-year reporting.

#### Changes in reporting:

The following changes were made for the 2024-25 collection:

- This is a new survey component that will open in the Fall to allow Cost of Attendance (COA) data to be updated on College Navigator. The component will reopen in the Winter to collect selected information on financial aid awards to calculate an institutional Average Net Price (ANP), at which time COA data elements can be updated or corrected.
- Added questions to determine and make publicly available the information on whether postsecondary institutions ask for other financial information not on the FAFSA form and whether they collect asset data even when students qualify for having their assets exempted from the federal need analysis as this information required by the FAFSA Simplification Act.

#### Resources:

- To download the survey materials for this component: [Survey Materials](#)
- To access your prior year data submission for this component: [Reported Data](#)

If you have questions about completing this survey, please contact the IPEDS Help Desk at 1-877-225-2568.

## Screening Questions

**1. Does your institution offer institutionally-controlled housing (on-campus and/or off-campus)?**

If you answer **Yes** to this question, you will be expected to specify a housing capacity, and to report a housing charge or a combined food and housing charge.

☐ No

☒ Yes

Specify housing capacity for academic year 2024-25

**2. Are all full-time, first-time degree/certificate-seeking students required to live on campus or in institutionally controlled housing?**

This is only a screening question, and your response does not show up on College Navigator.

If you answer **Yes** to this question, you will not be asked to report off-campus food and housing in the cost of attendance. If you make **ANY** exceptions to this rule, please answer **No** so that this does not cause conflicts with the average net price calculation. Misreporting may lead to an inaccurate average net price calculation for your institution.

☒ No

☐ Yes, and we do not make **ANY** (even one) exceptions to this rule
**3. Does your institution charge different tuition rates for in-district, in-state, or out-of-state students?**

If you answer **Yes** to this question, you will be expected to report different tuition amounts for in-district, in-state, and out-of-state students (as applicable).

Only select **YES** if you charge different tuition by students' residence status. You should not select **YES** and then report the same tuition rate 3 times.

☐ No

☒ Yes, please check all tuition rates charged by your institution

☐ In-district

☒ In-state

☒ Out-of-state
**4. Do you offer food or meal plans to your students?**

If you answer **Yes** to this question, you will be expected to report a food charge or combined food and housing charge (C10).

☐ No

☐ Yes - Enter the number of meals per week for the meal plan with the largest number of meals available

☒ Yes - Number of meals per week can vary (e.g., students charge meals against a meal card)
**5. Does your institution charge an application fee?**
☐ No

☒ Yes - select checkboxes for the student level(s) that have an application fee and report the amount of application fee(s) in Section 1 Part A.

☐ Undergraduate programs

☒ Graduate programs (not including Doctor's-Professional practice)
**6. For institutions that charge an application fee, can the application fee be waived for applicants that demonstrate financial need?**
☐ No

☒ Yes (please indicate for which level(s) application fee can be waived)

☐ Undergraduate programs

☒ Graduate programs (not including Doctor's-Professional practice)
**7. Indicate whether or not your institution participates in a Promise program.**
☒ No

☐ Yes
**8. Indicate whether or not any of the following alternative tuition plans are offered by your institution.**
☐ No

☒ Yes [Check all that apply]

☐ Tuition guarantee
☐ Prepaid tuition plan
☒ Tuition payment plan
☐ Other (specify in box below)


**9. For the purposes of awarding institutional financial aid, does your institution require asset information from students who qualify for the exemption from asset reporting on the FAFSA form?**

- ☒ No  
☐ Yes

**10. For the purpose of awarding institutional financial aid, does your institution require additional financial information separate from the FAFSA form?**

- ☒ No  
☐ Yes (please include a website link to where your institution's website explains what additional financial information is required.)


Link URL:

 You may use the box below to provide additional context for the data you have reported above. Context notes will be posted on the College Navigator website. Therefore, you should write all context notes using proper grammar (e.g., complete sentences with punctuation) and common language that can be easily understood by students and parents (e.g., spell out acronyms).

Section 1 - Student Charges: Part A - Application fees

If the institution charges an application fee, indicate the amount.

	<div><div></div>Amount</div>	Prior year
Graduate application fee (not including Doctor's-Professional practice)	<div>40</div>	40


 You may use the box below to provide additional context for the data you have reported above. Context notes will be posted on the College Navigator website. Therefore, you should write all context notes using proper grammar (e.g., complete sentences with punctuation) and common language that can be easily understood by students and parents (e.g., spell out acronyms).

## Section 1 - Student Charges: Part B - Cost of attendance for full-time, first-time undergraduate students

## Reporting Reminders:

- These data will be made available to the public on College Navigator. If your institution participates in any Title IV programs (Federal Pell Grant, Federal Direct Loan, etc.), all information must be reported.
- For current year amounts: Please enter the amounts below.
- For prior year amounts: Please review the amounts below for accuracy and consistency with your institution's records and edit if needed. These data will be made available to the public on College Navigator.
- Estimates of expenses for books and supplies, food and housing, and other expenses are those from the Cost of Attendance report used by the financial aid office in determining financial need.

Charges for full academic year	2021-22	2022-23	2023-24	2024-25		
<u>Tuition and required fees:</u>					<b>1</b> <u>Tuition Guarantee</u> (check only if applicable to entering students in 2024-25)	Guaranteed increase %
<u>In-district</u>						
Tuition	7,170	7,274	7,492	<input type="text" value="7,717"/>	<input type="checkbox"/>	<input type="text"/>
Required fees	657	667	687	<input type="text" value="707"/>	<input type="checkbox"/>	<input type="text"/>
Tuition + fees total	7,827	7,941	8,179	8,424		
<u>In-state</u>						
Tuition	7,170	7,274	7,492	<input type="text" value="7,717"/>	<input type="checkbox"/>	<input type="text"/>
Required fees	657	667	687	<input type="text" value="707"/>	<input type="checkbox"/>	<input type="text"/>
Tuition + fees total	7,827	7,941	8,179	8,424		
<u>Out-of-state</u>						
Tuition	20,277	20,634	21,356	<input type="text" value="22,104"/>	<input type="checkbox"/>	<input type="text"/>
Required fees	657	667	687	<input type="text" value="707"/>	<input type="checkbox"/>	<input type="text"/>
Tuition + fees total	20,934	21,301	22,043	22,811		
<u>Books and supplies</u>	980	840	644	<input checked="" type="checkbox"/> <input type="text" value="1,166"/>		
<u>On-campus:</u>						
<u>Food and housing</u>	11,220	11,012	11,654	<input type="text" value="11,940"/>		
<u>Other expenses</u>	2,488	2,484	2,536	<input type="text" value="2,618"/>		
Food and housing and other expenses total	13,708	13,496	14,190	14,558		
<u>Off-campus (not with family):</u>						
<u>Food and housing</u>	9,096	9,412	10,244	<input type="text" value="10,972"/>		
<u>Other expenses</u>	4,076	4,182	4,550	<input type="text" value="4,736"/>		
Food and housing and other expenses total	13,172	13,594	14,794	15,708		
<u>Off-campus (with family):</u>						
<u>Food and housing</u>				<input checked="" type="checkbox"/> <input type="text" value="3,578"/>		
<u>Other expenses</u>	1,588	1,602	1,734	<input checked="" type="checkbox"/> <input type="text" value="4,736"/>		
Food and housing and other expenses total	1,588	1,602	1,734	8,314		

 You may use the box below to provide additional context for the data you have reported above. Context notes will be posted on the College Navigator website. Therefore, you should write all context notes using proper grammar (e.g., complete sentences with punctuation) and common language that can be easily understood by students and parents (e.g., spell out acronyms).

- ☐ Non-applicable
- ☐ The Cost of Attendance varies by program.
- ☐ The Cost of Attendance or tuition and fee methodology changed from last year.
- ☐ We allow special Cost of Attendance allowance additions for some programs and student categories.
- ☐ Cost of Attendance updates are based on a recent (prior or current year) cost survey.


- ☐ Tuition and fees, and Cost of Attendance components vary by campus location.
- ☐ This is a U.S. Service Academy. All costs are covered, and students receive a stipend in exchange for a U.S. Armed Forces service commitment.
- ☐ First-year students must live on campus.
- ☐ The Tuition and Fees includes the estimated cost of a computer required for all students.
- ☐ The Tuition and Fees includes the cost of books and supplies.
- ☐ The Books and Supplies includes the estimated cost of a computer required for all students.
- ☐ The Cost of Attendance (COA) is based on a weighted average of student living arrangement categories while enrolled.
- ☐ The Cost of Attendance (COA) is based on a weighted average of costs for all students across Title IV eligible programs.

☐ Other

Section 1 - Student Charges: Part C - Tuition and Required Fees by Level (Undergraduate and Graduate [not including Doctor's-Professional practice])

When reporting for graduate students, **do not include** tuition for Doctor's-Professional students. This will be collected separately.

Average tuition and required fees to all students in each category for the full academic year 2024-25 should be included (not just first-time, full-time undergraduate students).						
Undergraduate students (all)	<u>In-district</u>	Prior year	<u>In-state</u>	Prior year	<u>Out-of-state</u>	Prior year
Full-time						
Tuition	<div>7,717</div>	7,492	<div>7,717</div>	7,492	<div>22,104</div>	21,356
Required fees	<div>707</div>	687	<div>707</div>	687	<div>707</div>	687
Part-time						
Tuition (per credit hour charges)	<div>257</div>	250	<div>257</div>	250	<div>737</div>	712
Required fees	<div>707</div>		<div>707</div>		<div>707</div>	
Graduate students (not including Doctor's-Professional practice)	<u>In-district</u>	Prior year	<u>In-state</u>	Prior year	<u>Out-of-state</u>	Prior year
Full-time						
Tuition	<div>8,218</div>	7,979	<div>8,218</div>	7,979	<div>19,549</div>	18,888
Required fees	<div>707</div>	687	<div>707</div>	687	<div>707</div>	687
Part-time						
Tuition (per credit hour charges)	<div>342</div>	332	<div>342</div>	332	<div>815</div>	787
Required fees	<div>357</div>		<div>357</div>		<div>357</div>	

 You may use the box below to provide additional context for the data you have reported above. Context notes will be posted on the College Navigator website. Therefore, you should write all context notes using proper grammar (e.g., complete sentences with punctuation) and common language that can be easily understood by students and parents (e.g., spell out acronyms).

**What are the typical food and housing charges for a student for the full academic year 2024-25?**  
*If your institution offers food or housing at no charge to students, enter zero.*  
*If you report food and housing separately, leave the combined charge blank. If you report a combined charge, leave the food and housing charges blank.*

<u>Food</u> and <u>Housing</u> charges	Amount	Prior year
<b>i</b> Housing charge (Double occupancy)	<input type="text" value="N/A"/>	
<b>i</b> Food charge (Maximum plan)	<input type="text" value="N/A"/>	
Combined food and housing charge (Answer only if you CANNOT separate food and housing charges.)	<input type="text" value="11,940"/>	11,654



Prepared by

Prepared by

Reporting Reminders:

- The name of the preparer is being collected so that we can follow up with the appropriate person in the event that there are questions concerning the data.
- The Keyholder will be copied on all email correspondence to other preparers.
- The time it took to prepare this component is being collected so that we can continue to improve our estimate of the reporting burden associated with IPEDS.
- Please include in your estimate the time it took for you to review instructions, query and search data sources, complete and review the component, and submit the data through the Data Collection System.
- Thank you for your assistance.

This survey component was prepared by:					
<input type="radio"/>	Keyholder	<input type="radio"/>	SFA Contact	<input type="radio"/>	HR Contact
<input type="radio"/>	Finance Contact	<input type="radio"/>	Academic Library Contact	<input checked="" type="radio"/>	Other
Name:		<input type="text" value="Erika Weems"/>			
Email:		<input type="text" value="ekryan@iu.edu"/>			

How many staff from your institution only were involved in the data collection and reporting process of this survey component?	
<input type="text" value="10.00"/>	Number of Staff (including yourself)

How many hours did you and others from your institution only spend on each of the steps below when responding to this survey component? <i>Exclude the hours spent collecting data for state and other reporting purposes.</i>				
Staff member	Collecting Data Needed	Revising Data to Match IPEDS Requirements	Entering Data	Revising and Locking Data
Your office	<input type="text" value="3.00"/> hours	<input type="text"/> hours	<input type="text" value="1.75"/> hours	<input type="text" value="2.00"/> hours
Other offices	<input type="text" value="3.00"/> hours	<input type="text"/> hours	<input type="text"/> hours	<input type="text"/> hours

## Summary

## Cost I Component Summary

The purpose of this summary is to provide you an opportunity to view some of the data that, when accepted through the IPEDS quality control process, will appear on the [College Navigator](#) website and/or your institution's Data Feedback Report (DFR). In addition, all data reported in IPEDS survey components become publicly available through the [IPEDS Use the Data](#) and appear as aggregated statistics in various Department of Education reports. [College Navigator](#) is updated approximately three months after the data collection period closes and DFRs will be available through the [IPEDS Use the Data](#) and sent to your institution's CEO at the end of 2025.

Please review your data for accuracy. If you have questions about the data displayed below or after reviewing the data reported on the survey screens, please contact the IPEDS Help Desk at: 1-877-225-2568 or [ipedshelp@rti.org](mailto:ipedshelp@rti.org).

GENERAL INFORMATION	
Reporter Type	Academic
Calendar System	Semester
Award Levels Offered	Postsecondary awards, certificates, or diplomas of 300-899 clock hours...
	Postsecondary awards, certificates, or diplomas of at least 900 clock hours but less than 1,800 clock hours...
	Associate's degree
	Bachelor's degree
	Postbaccalaureate certificate
Levels of Enrollment Offered	Master's degree
	Full-time Undergraduate
	Full-time First-time, degree/certificate-seeking Undergraduate
	Full-time Graduate (not including doctor's professional)
	Part-time Undergraduate
	Part-time First-time, degree/certificate-seeking Undergraduate
	Part-time Graduate (not including doctor's professional)
System	Indiana University

		PRICING INFORMATION			
Alternative Tuition Plans		Tuition payment plan			
Promise program		No			
Full-time Undergraduate Tuition and Fees					
	Average full-time undergraduate student tuition and fees for academic year 2024-25	Tuition		Fees	
	In-state	7,717		707	
	Out-of-state	22,104		707	
Full-time Graduate Tuition and Fees					
	Average full-time graduate student tuition and fees for academic year 2024-25	Tuition		Fees	
	In-state	8,218		707	
	Out-of-state	19,549		707	
First-time, Full-time Undergraduate Cost of Attendance					
	Estimated expenses for academic year	2021-22	2022-23	2023-24	2024-25
	In-state tuition and fees	7,827	7,941	8,179	8,424
	Out-of-state tuition and fees	20,934	21,301	22,043	22,811
	Books and supplies	980	840	644	1,166
	On-campus food and housing	11,220	11,012	11,654	11,940
	On-campus other expenses	2,488	2,484	2,536	2,618
	Off-campus food and housing	9,096	9,412	10,244	10,972
	Off-campus other expenses	4,076	4,182	4,550	4,736
	Off-campus with family food and housing				3,578
	Off-campus with family other expenses	1,588	1,602	1,734	4,736

Edit Report

Cost I

Source	Description	Severity	Resolved	Options
Screen: Section 1 - Student Charges: Part B - Cost of attendance for full-time, first-time undergraduate students				
Screen Entry	This value is expected to be within 25% of the prior year amount. Please correct your data or explain. (Error #11109)	Explanation	Yes	
Reason	The books and supplies per credit hour amount increased to \$41.67/hour for 2024-25 from \$23/hour. The data source utilized for the data was changed to be reflective of the College Board trends in pricing.			
Screen Entry	This value is expected to be within 25% of the prior year amount. Please correct your data or explain. (Error #11109)	Explanation	Yes	
Reason	The Living with Parent transportation amount was streamlined to utilize the same methodology as students living off campus from the College Board, Low 9-month budget, resulting in an increase to \$77.07 / week. The Living with Parent personal amount was streamlined to utilize the same methodology as students living on or off campus, reflective of the College Board trends in pricing.			
Screen Entry	For students living Off-Campus (with family), any charges reported for food and housing are expected to be small, as it is assumed that students living at home with parents will be responsible for minimal food and housing costs. Please review your student financial aid budget(s), and if this amount is determined to be correct, please provide an explanation for the value reported. Otherwise, please revise your data. (Error #11564)	Explanation	Yes	
Reason	The Living with Parent housing amount increased due to the changes in the FAFSA from the EFC to the Student Aid Index (SAI) and the resulting increase to the income protection allowance. The budget amounts are based on the student aid index, income protection allowance for each additional household member and then a percentage is used for food, housing, and other family consumption.			