

IPEDS 2024-25 Data Collection System

IPEDS HELP DESK (877) 225-2568 | ipedshelp@rti.org
OMB NO. 1850-0582 v.33 : Approval Expires 8/31/2027
User ID: 88G2401

Cost II 2024-25

Institution: Indiana University-Bloomington (151351)

User ID: 88G2401

Overview

Cost Overview

The purpose of the Cost (CST) component is to collect information on student charges for Cost of Attendance estimates and to calculate an Average Net Price (ANP) for first-time, full-time undergraduate students to meet requirements of the Higher Education Act of 1965 (HEA), as amended. This component also collects information on tuition and fees for other groups of students.

Much of the data reported on CST appear on College Navigator, which is updated only one time after CST data have been reviewed by NCES. Therefore, any data reporting errors may stay on College Navigator for a full year.

Additionally, the ANP calculation has important implications for what students see about your institution, and also for the College Affordability and Transparency Center lists.

Data Reporting Reminder:

- Report data to accurately reflect the time period corresponding with the IPEDS survey component, even if such reporting is seemingly inconsistent with prior-year reporting.

Changes in reporting:

The following changes were made for the 2024-25 collection:

- This is a new survey component that will open in the Fall to allow Cost of Attendance (COA) data to be updated on College Navigator. The component will reopen in the Winter to collect selected information on financial aid awards to calculate an institutional Average Net Price (ANP), at which time COA data elements can be updated or corrected.
- Added questions to determine and make publicly available the information on whether postsecondary institutions ask for other financial information not on the FAFSA form and whether they collect asset data even when students qualify for having their assets exempted from the federal need analysis as this information required by the FAFSA Simplification Act.

Resources:

- To download the survey materials for this component: [Survey Materials](#)
- To access your prior year data submission for this component: [Reported Data](#)

If you have questions about completing this survey, please contact the IPEDS Help Desk at 1-877-225-2568.

Institution: Indiana University-Bloomington (151351)

User ID: 88G2401

Screening Questions

Data changed on this page cannot be saved and therefore will not be changed in the Winter Collection Periods.

1. Does your institution offer institutionally-controlled housing (on-campus and/or off-campus)?

If you answer **Yes** to this question, you will be expected to specify a housing capacity, and to report a housing charge or a combined food and housing charge.

- ☐ No
☒ Yes

Specify housing capacity for academic year 2024-25

2. Are all full-time, first-time degree/certificate-seeking students required to live on campus or in institutionally controlled housing?

This is only a screening question, and your response does not show up on College Navigator.

If you answer **Yes** to this question, you will not be asked to report off-campus food and housing in the cost of attendance. If you make **ANY** exceptions to this rule, please answer **No** so that this does not cause conflicts with the average net price calculation. Misreporting may lead to an inaccurate average net price calculation for your institution.

- ☒ No
☐ Yes, and we do not make **ANY** (even one) exceptions to this rule

3. Does your institution charge different tuition rates for in-district, in-state, or out-of-state students?

If you answer **Yes** to this question, you will be expected to report different tuition amounts for in-district, in-state, and out-of-state students (as applicable).

Only select **YES** if you charge different tuition by students' residence status. You should not select **YES** and then report the same tuition rate 3 times.

- ☐ No
☒ Yes, please check all tuition rates charged by your institution
- ☐ In-district
☒ In-state
☒ Out-of-state

4. Do you offer food or meal plans to your students?

If you answer **Yes** to this question, you will be expected to report a food charge or combined food and housing charge (C10).

- ☐ No
☐ Yes - Enter the number of meals per week for the meal plan with the largest number of meals available
- ☒ Yes - Number of meals per week can vary (e.g., students charge meals against a meal card)

5. Does your institution charge an application fee?

- ☐ No
☒ Yes - select checkboxes for the student level(s) that have an application fee and report the amount of application fee(s) in Section 1 Part A.
- ☒ Undergraduate programs
☒ Graduate programs (not including Doctor's-Professional practice)
☒ Doctor's-Professional Practice programs

6. For institutions that charge an application fee, can the application fee be waived for applicants that demonstrate financial need?

- ☐ No
☒ Yes (please indicate for which level(s) application fee can be waived)
- ☒ Undergraduate programs
☐ Graduate programs (not including Doctor's-Professional practice)
☐ Doctor's-Professional Practice programs

7. Indicate whether or not your institution participates in a Promise program.

- ☐ No
☒ Yes

8. Indicate whether or not any of the following alternative tuition plans are offered by your institution.

- ☐ No
☒ Yes [Check all that apply]
- ☐ Tuition guarantee
☐ Prepaid tuition plan
☒ Tuition payment plan

☐ Other (specify in box below)

9. For the purposes of awarding institutional financial aid, does your institution require asset information from students who qualify for the exemption from asset reporting on the FAFSA form?


- ☒ No
☐ Yes

10. For the purpose of awarding institutional financial aid, does your institution require additional financial information separate from the FAFSA form?

- ☒ No
☐ Yes (please include a website link to where your institution's website explains what additional financial information is required.)

Link URL:

http://


 You may use the box below to provide additional context for the data you have reported above. Context notes will be posted on the College Navigator website. Therefore, you should write all context notes using proper grammar (e.g., complete sentences with punctuation) and common language that can be easily understood by students and parents (e.g., spell out acronyms).

Section 1 - Student Charges: Part A - Application fees

Data changed on this page cannot be saved and therefore will not be changed in the Winter Collection Periods.

If the institution charges an application fee, indicate the amount.

	<div><div></div>Amount</div>	Prior year
Undergraduate application fee	<div><div>65</div></div>	65
Graduate application fee (not including Doctor's-Professional practice)	<div><div>70</div></div>	70
Doctor's-Professional Practice programs	<div><div>70</div></div>	

 You may use the box below to provide additional context for the data you have reported above. Context notes will be posted on the College Navigator website. Therefore, you should write all context notes using proper grammar (e.g., complete sentences with punctuation) and common language that can be easily understood by students and parents (e.g., spell out acronyms).

Institution: Indiana University-Bloomington (151351)


User ID: 88G2401

Section 1 - Student Charges: Part B - Cost of attendance for full-time, first-time undergraduate students

Reporting Reminders:

- These data will be made available to the public on College Navigator. If your institution participates in any Title IV programs (Federal Pell Grant, Federal Direct Loan, etc.), all information must be reported.
- For current year amounts: Please enter the amounts below.
- For prior year amounts: Please review the amounts below for accuracy and consistency with your institution's records and edit if needed. These data will be made available to the public on College Navigator.
- Estimates of expenses for books and supplies, food and housing, and other expenses are those from the Cost of Attendance report used by the financial aid office in determining financial need.

Charges for full academic year	2021-22	2022-23	2023-24	2024-25		
<u>Tuition and required fees:</u>					Tuition Guarantee (check only if applicable to entering students in 2024-25)	Guaranteed increase %
<u>In-district</u>						
Tuition	9,913	10,012	10,312	10,622	<input type="checkbox"/>	
Required fees	1,420	1,435	1,478	1,522	<input type="checkbox"/>	
Tuition + fees total	11,333	11,447	11,790	12,144		
<u>In-state</u>						
Tuition	9,913	10,012	10,312	10,622	<input type="checkbox"/>	
Required fees	1,420	1,435	1,478	1,522	<input type="checkbox"/>	
Tuition + fees total	11,333	11,447	11,790	12,144		
<u>Out-of-state</u>						
Tuition	36,932	37,685	39,004	40,369	<input type="checkbox"/>	
Required fees	1,420	1,435	1,478	1,522	<input type="checkbox"/>	
Tuition + fees total	38,352	39,120	40,482	41,891		
<u>Books and supplies</u>	1,050	900	690	<input checked="" type="checkbox"/> 1,250		
<u>On-campus:</u>						
<u>Food and housing</u>	12,098	12,228	13,380	13,984		
<u>Other expenses</u>	2,818	2,882	3,040	3,224		
Food and housing and other expenses total	14,916	15,110	16,420	17,208		
<u>Off-campus (not with family):</u>						
<u>Food and housing</u>	12,098	12,228	13,380	13,984		
<u>Other expenses</u>	2,818	2,882	3,040	3,224		
Food and housing and other expenses total	14,916	15,110	16,420	17,208		
<u>Off-campus (with family):</u>						
<u>Food and housing</u>				<input checked="" type="checkbox"/> 3,578		
<u>Other expenses</u>	4,140	4,182	4,550	4,736		
Food and housing and other expenses total	4,140	4,182	4,550	8,314		

 You may use the box below to provide additional context for the data you have reported above. Context notes will be posted on the College Navigator website. Therefore, you should write all context notes using proper grammar (e.g., complete sentences with punctuation) and common language that can be easily understood by students and parents (e.g., spell out acronyms).

- ☐ Non-applicable
- ☐ The Cost of Attendance varies by program.
- ☐ The Cost of Attendance or tuition and fee methodology changed from last year.
- ☐ We allow special Cost of Attendance allowance additions for some programs and student categories.
- ☐ Cost of Attendance updates are based on a recent (prior or current year) cost survey.

- ☐ Tuition and fees, and Cost of Attendance components vary by campus location.
- ☐ This is a U.S. Service Academy. All costs are covered, and students receive a stipend in exchange for a U.S. Armed Forces service commitment.
- ☐ First-year students must live on campus.
- ☐ The Tuition and Fees includes the estimated cost of a computer required for all students.
- ☐ The Tuition and Fees includes the cost of books and supplies.
- ☐ The Books and Supplies includes the estimated cost of a computer required for all students.
- ☐ The Cost of Attendance (COA) is based on a weighted average of student living arrangement categories while enrolled.
- ☐ The Cost of Attendance (COA) is based on a weighted average of costs for all students across Title IV eligible programs.


☐ Other

Section 1 - Student Charges: Part C - Tuition and Required Fees by Level (Undergraduate and Graduate [not including Doctor's-Professional practice])

Data changed on this page cannot be saved and therefore will not be changed in the Winter Collection Periods.

When reporting for graduate students, **do not include** tuition for Doctor's-Professional students. This will be collected separately.

Average tuition and required fees to all students in each category for the full academic year 2024-25 should be included (not just first-time, full-time undergraduate students).						
Undergraduate students (all)	In-district	Prior year	In-state	Prior year	Out-of-state	Prior year
Full-time						
Tuition	10,622	10,312	10,622	10,312	40,369	39,004
Required fees	1,522	1,478	1,522	1,478	1,522	1,478
Part-time						
Tuition (per credit hour charges)	<input checked="" type="checkbox"/> 332	322	<input checked="" type="checkbox"/> 332	322	<input checked="" type="checkbox"/> 1,262	1,219
Required fees	1,522		1,522		1,522	
Graduate students (not including Doctor's-Professional practice)	In-district	Prior year	In-state	Prior year	Out-of-state	Prior year
Full-time						
Tuition	10,234	10,133	10,234	10,133	31,932	31,932
Required fees	1,522	1,478	1,522	1,478	1,522	1,478
Part-time						
Tuition (per credit hour charges)	<input checked="" type="checkbox"/> 426	422	<input checked="" type="checkbox"/> 426	422	<input checked="" type="checkbox"/> 1,331	1,331
Required fees	1,015		1,015		1,015	

 You may use the box below to provide additional context for the data you have reported above. Context notes will be posted on the College Navigator website. Therefore, you should write all context notes using proper grammar (e.g., complete sentences with punctuation) and common language that can be easily understood by students and parents (e.g., spell out acronyms).

Institution: Indiana University-Bloomington (151351)

User ID: 88G2401

Section 1 - Student Charges: Part D - Tuition and Required Fees by Level (Selected Doctor's-Professional Practice)

Data changed on this page cannot be saved and therefore will not be changed in the Winter Collection Periods.

Average tuition and required fees to all students in each category for the full academic year 2024-25 should be included. DO NOT include food and housing charges.			
	In-state	Out-of-state	
1. Chiropractic (D.C. or D.C.M.):			
<u>Tuition</u>	<input type="text"/>	<input type="text"/>	
<u>Required fees</u>	<input type="text"/>	<input type="text"/>	
2. Dentistry (D.D.S. or D.M.D.):			
<u>Tuition</u>	<input type="text"/>	<input type="text"/>	
<u>Required fees</u>	<input type="text"/>	<input type="text"/>	
3. Medicine (M.D.):			
<u>Tuition</u>	<input type="text"/>	<input type="text"/>	
<u>Required fees</u>	<input type="text"/>	<input type="text"/>	
4. Optometry (O.D.):			
<u>Tuition</u>	<input type="text" value="33,678"/>	<input type="text" value="46,214"/>	
<u>Required fees</u>	<input type="text" value="1,522"/>	<input type="text" value="1,522"/>	
5. Osteopathic Medicine (D.O.):			
<u>Tuition</u>	<input type="text"/>	<input type="text"/>	
<u>Required fees</u>	<input type="text"/>	<input type="text"/>	
6. Pharmacy (Pharm.D.):			
<u>Tuition</u>	<input type="text"/>	<input type="text"/>	
<u>Required fees</u>	<input type="text"/>	<input type="text"/>	
7. Podiatry (Pod.D., D.P., or D.P.M.):			
<u>Tuition</u>	<input type="text"/>	<input type="text"/>	
<u>Required fees</u>	<input type="text"/>	<input type="text"/>	
8. Veterinary Medicine (D.V.M.):			
<u>Tuition</u>	<input type="text"/>	<input type="text"/>	
<u>Required fees</u>	<input type="text"/>	<input type="text"/>	
9. Law (J.D.):			
<u>Tuition</u>	<input type="text" value="36,950"/>	<input type="text" value="58,000"/>	
<u>Required fees</u>	<input type="text" value="1,522"/>	<input type="text" value="1,522"/>	

Section 1 - Student Charges: Part E - Food and Housing

Data changed on this page cannot be saved and therefore will not be changed in the Winter Collection Periods.

What are the typical **food** and **housing** charges for a student for the full academic year 2024-25?
*If your institution offers food or housing at no charge to students, enter zero.
If you report food and housing separately, leave the combined charge blank. If you report a combined charge, leave the food and housing charges blank.*

Food and Housing charges	Amount	Prior year
<div><div></div>Housing charge (Double occupancy)</div>	<div>N/A</div>	
<div><div></div>Food charge (Maximum plan)</div>	<div>N/A</div>	
Combined food and housing charge (Answer only if you CANNOT separate food and housing charges.)	<div>13,984</div>	13,380

You may use the box below to provide additional context for the data you have reported above. Context notes will be posted on the College Navigator website. Therefore, you should write all context notes using proper grammar (e.g., complete sentences with punctuation) and common language that can be easily understood by students and parents (e.g., spell out acronyms).

Section 2 - Financial Aid Data : Part A - Establish Your Student Counts

Part A - Establish Your Student Counts

Instructions:
In the fields below, report the number of full-time, first-time degree/certificate-seeking undergraduate students enrolled in Fall 2023.

- Reporting Reminders:
- Part A establishes student counts.
 - The numbers on this screen are carried forward to other parts of the Cost survey component and checked for consistency with data reported in other survey components.

		CURRENT REPORTED DATA	PRIOR REPORTED DATA
		Fall 2023	Fall 2022
01	All full-time, first-time degree/certificate-seeking undergraduate students	9,520	9,709
02	Of those on line 01, those (paying the lower of in-state or in-district tuition rate) who were awarded grant or scholarship aid from the federal government, state/local government, or the institution	4,046	3,954
03	Of those on line 01, those (paying the lower of in-state or in-district tuition rate) who were awarded any <u>Title IV federal student aid</u>	2,762	2,741

Section 2 - Financial Aid Data: Part B - full-time, first-time degree/certificate-seeking undergraduate students

Part B – Number of full-time, first-time degree/certificate-seeking undergraduate students paying different tuition rates

- Instructions:
- In the fields below, report the number of full-time, first-time degree/certificate-seeking undergraduate students enrolled in Fall 2023 paying the lower of in-state or in-district tuition rate. If your institution does not offer different rates, report all students as paying in-state tuition rates.

Information from Part A		Fall 2023		
01	Full-time, first-time degree/certificate-seeking undergraduate students (This number is carried forward from Part A, Line 01)	9,520		
Full-time, first-time students:		YOUR CURRENT YEAR DATA		YOUR PRIOR YEAR DATA
		Fall 2023		Fall 2022
		Number of students	Percentage of students	Percentage of students
02	<u>paying in-district tuition rates</u>	<input type="text" value="0"/>	0	0
03	<u>paying in-state tuition rates</u>	<input type="text" value="5,166"/>	54	52
04	<u>paying out-of-state tuition rates</u>	<input type="text" value="4,354"/>	46	48
05	Unknown (calculated value) This value is calculated using the following formula: [Line 01-(Line 02 +Line 03 +Line 04)]	0	0	0

Institution: Indiana University-Bloomington (151351)

Section 2 - Financial Aid Data: Part C - full-time, first-time degree/certificate-seeking undergraduate students Awarded Grant & Scholarship Aid

Part C - Enter information about full-time, first-time degree/certificate-seeking undergraduate students paying the lower of in-state or in-district tuition rate who were awarded grant or scholarship aid from the following sources: the federal government, state/local government, or the institution

Reporting Reminders:

- The information you report in this part will be used in Section 3 to calculate an institutional average net price (ANP)
- Do not include students who received HEERF grants only.
- For this part, report:
 - Students:** Full-time, first-time degree/certificate-seeking undergraduate students enrolled in Fall 2023 for the 2023-24 academic year as defined by the institution paying the lower of in-state or in-district tuition rate who were awarded grant or scholarship aid from the following sources: the federal government, state/local government, or the institution (Do not include students awarded only grant or scholarship aid from private or other sources, or students awarded only non-grant aid)
 - Aid Types:** Grant or scholarship aid from the federal government, state/local government, and/or the institution. (Do not include grant or scholarship aid from private or other sources, parent PLUS loans, federal student loans, private loans, HEERF grants, and/or Federal Work Study amounts)
 - Award period:** Any time during academic year 2023-24, including cross-over financial aid award periods assigned to the 2023-24 academic year.

Information from Part A:		PRIOR REPORTED DATA Fall 2021	PRIOR REPORTED DATA Fall 2022	CURRENT REPORTED DATA Fall 2023
01	Full-time, first-time degree/certificate-seeking undergraduate students paying the lower of in-state or in-district tuition rate who were awarded grant or scholarship aid from the following sources: the federal government, state/local government, or the institution (This number is carried forward from Part A, Line 02)	3,834	3,954	4,046
Report the number of these students from Part A, Line 02 with the following living arrangements:		PRIOR REPORTED DATA Fall 2021	PRIOR REPORTED DATA Fall 2022	CURRENT REPORTED DATA Fall 2023
02	On-campus	3,667	3,811	3,901
03	Off-campus (with family)	61	45	37
04	Off-campus (not with family)	106	98	108
05	Unknown (calculated) This value is calculated using the following formula: Line 01 - (Line 02 +Line 03 +Line 04)	0	0	0
06	Report the total amount of grant or scholarship aid from the federal government, state/local government, or the institution awarded to these students. Do not include HEERF grants.	Award period 2021-22	Award period 2022-23	Award period 2023-24
		41,768,179	43,693,955	46,613,418
07	Average grant or scholarship aid from the federal government, state/local government, or the institution awarded to full-time, first-time degree/certificate undergraduate students (calculated value). This value is calculated using the following formula: Line 06/Line 01	10,894	11,051	11,521

You may use the box below to provide additional context for the data you have reported above. Context notes will be posted on the College Navigator website. Therefore, you should write all context notes using proper grammar (e.g., complete sentences with punctuation) and common language that can be easily understood by students and parents (e.g., spell out acronyms).

Institution: Indiana University-Bloomington (151351)

User ID: 88G2401

Section 2 - Financial Aid Data: Part D - full-time, first-time degree/certificate-seeking undergraduate students Awarded Title IV Aid

Full-time, first-time degree/certificate-seeking undergraduate students paying the lower of in-state or in-district tuition rate awarded any Title IV federal student aid.

Reporting Reminders:


- The information you report in this part will be used in Section 3 to calculate an institutional average net price (ANP) by income level.
- Do not include students who received HEERF grants only.
- For this part, report:
 - **Students:** Full-time, first-time degree/certificate-seeking undergraduate students enrolled Fall 2023 for the 2023-24 academic year as defined by the institution paying the lower of in-state or in-district tuition rate who were awarded any Title IV federal student aid

Information from Part A:		PRIOR REPORTED DATA Fall 2021	PRIOR REPORTED DATA Fall 2022	CURRENT REPORTED DATA Fall 2023
01	Full-time, first-time degree/certificate-seeking undergraduate students paying the lower of in-state or in-district tuition rate who were awarded any Title IV federal student aid (This number is carried forward from Part A, Line 03) Report the number of these students with the following living arrangements:	<input type="text" value="2,763"/>	<input type="text" value="2,741"/>	<input type="text" value="2,762"/>
Report the number of these students from Part A, Line 01 with the following living arrangements:		PRIOR REPORTED DATA Fall 2021	PRIOR REPORTED DATA Fall 2022	CURRENT REPORTED DATA Fall 2023
		2021-22	2022-23	2023-24
02	<u>On-campus</u>	<input type="text" value="2,654"/>	<input type="text" value="2,655"/>	<input type="text" value="2,684"/>
03	<u>Off-campus (with family)</u>	<input type="text" value="43"/>	<input checked="" type="checkbox"/> <input type="text" value="24"/>	<input type="text" value="23"/>
04	<u>Off-campus (not with family)</u>	<input type="text" value="66"/>	<input type="text" value="62"/>	<input type="text" value="55"/>
05	Unknown (calculated) This value is calculated using the formula: [Line 01 - (Line 02 +Line 03 + Line 04)]	<input type="text" value="0"/>	<input type="text" value="0"/>	<input type="text" value="0"/>

Full-Time, First-Time Degree/Certificate Undergraduates Awarded Title IV Aid				
	Number of students awarded any Title IV aid	Of those in Column 1, the number awarded any grant or scholarship aid from the following sources: the federal government, state/local government, or the institution	For those in Column 1, the total amount of grant or scholarship aid awarded from the following sources: the federal government, state/local government, or the institution	i Average amount of federal, state/local, and institutional grant or scholarship aid awarded to students in Column 1
2021-22				
Income level	Col. 1	Col. 2	Col. 3	Col. 4
01 \$0-30,000	<input type="text" value="543"/>	<input type="text" value="543"/>	<input type="text" value="10,999,305"/>	<input type="text" value="20,257"/>
02 \$30,001-48,000	<input type="text" value="438"/>	<input type="text" value="438"/>	<input type="text" value="8,538,898"/>	<input type="text" value="19,495"/>
03 \$48,001-75,000	<input type="text" value="478"/>	<input type="text" value="445"/>	<input type="text" value="6,827,015"/>	<input type="text" value="14,282"/>
04 \$75,001-110,000	<input type="text" value="384"/>	<input type="text" value="285"/>	<input type="text" value="2,202,883"/>	<input type="text" value="5,737"/>
05 \$110,001 and more	<input type="text" value="920"/>	<input type="text" value="517"/>	<input type="text" value="2,523,653"/>	<input type="text" value="2,743"/>
06 Total all income levels	<input type="text" value="2,763"/>	<input type="text" value="2,228"/>	<input type="text" value="31,091,754"/>	<input type="text" value="11,253"/>

	Number of students awarded any Title IV aid	Of those in Column 1, the number awarded any grant or scholarship aid from the following sources: the federal government, state/local government, or the institution	For those in Column 1, the total amount of grant or scholarship aid awarded from the following sources: the federal government, state/local government, or the institution	i Average amount of federal, state/local, and institutional grant or scholarship aid awarded to students in Column 1
2022-23				
Income level	Col. 1	Col. 2	Col. 3	Col. 4
01 \$0-30,000	<input type="text" value="545"/>	<input type="text" value="545"/>	<input checked="" type="checkbox"/> <input type="text" value="11,573,445"/>	<input type="text" value="21,236"/>
02 \$30,001-48,000	<input type="text" value="426"/>	<input type="text" value="425"/>	<input type="text" value="8,510,780"/>	<input type="text" value="19,978"/>
03 \$48,001-75,000	<input type="text" value="486"/>	<input type="text" value="463"/>	<input type="text" value="7,314,176"/>	<input type="text" value="15,050"/>
04 \$75,001-110,000	<input type="text" value="393"/>	<input type="text" value="302"/>	<input type="text" value="2,567,610"/>	<input type="text" value="6,533"/>
05 \$110,001 and more	<input type="text" value="891"/>	<input type="text" value="592"/>	<input type="text" value="2,978,391"/>	<input type="text" value="3,343"/>
06 Total all income levels	<input type="text" value="2,741"/>	<input type="text" value="2,327"/>	<input type="text" value="32,944,402"/>	<input type="text" value="12,019"/>

		Number of students awarded any Title IV aid	Of those in Column 1, the number awarded any grant or scholarship aid from the following sources: the federal government, state/local government, or the institution	For those in Column 1, the total amount of grant or scholarship aid awarded from the following sources: the federal government, state/local government, or the institution	i Average amount of federal, state/local, and institutional grant or scholarship aid awarded to students in Column 1
2023-24					
Income level		Col. 1	Col. 2	Col. 3	Col. 4
01	\$0-30,000	<div>521</div>	<div>521</div>	<div><input checked="" type="checkbox"/></div> <div>11,710,648</div>	22,477
02	\$30,001-48,000	<div>361</div>	<div>361</div>	<div></div> <div>7,649,992</div>	21,191
03	\$48,001-75,000	<div>492</div>	<div>477</div>	<div></div> <div>8,190,461</div>	16,647
04	\$75,001-110,000	<div>402</div>	<div>319</div>	<div></div> <div>3,455,841</div>	8,597
05	\$110,001 and more	<div>986</div>	<div>657</div>	<div></div> <div>3,621,258</div>	3,673
06	Total all income levels	2,762	2,335	34,628,200	12,537

 You may use the box below to provide additional context for the data you have reported above. Context notes will be posted on the College Navigator website. Therefore, you should write all context notes using proper grammar (e.g., complete sentences with punctuation) and common language that can be easily understood by students and parents (e.g., spell out acronyms).

Section 3 - Average Net Price: Part A - Net Price for full-time, first-time degree/certificate-seeking undergraduate students Awarded Grant & Scholarship Aid

Part A – Average net price calculation for full-time, first-time degree/certificate-seeking undergraduate students paying the lower of in-state or in-district tuition rate awarded grant or scholarship aid from the federal government, state/local government, or the institution

- Note:
- The following average net price (ANP) values are calculated by the IPEDS Data Collection System and based on Cost of Attendance (COA) and selected financial aid information reported in Sections 1 and 2, respectively, of the Cost survey component. For more information about the data your institution reported in Sections 1 and 2, please contact your institution's IPEDS Keyholder.

Cost of attendance components			PRIOR REPORTED DATA	PRIOR REPORTED DATA	CURRENT REPORTED DATA
			2021-22	2022-23	2023-24
01	Tuition and required fees (lower of in-state or in-district tuition rate)		11,333	11,447	11,790
02	Books and supplies		1,050	900	690
	Food and housing and other expenses by living arrangement				
03		On-campus	14,916	15,110	16,420
04		Off-campus (with family).	4,140	4,182	4,550
05		Off-campus (not with family).	14,916	15,110	16,420
Number of these students by living arrangement			PRIOR REPORTED DATA	PRIOR REPORTED DATA	CURRENT REPORTED DATA
			2021-22	2022-23	2023-24
06		On-campus	3,667	3,811	3,901
07		Off-campus (with family).	61	45	37
08		Off-campus (not with family).	106	98	108
09		Unknown	0	0	0
10	Weighted average for food and housing and other expenses by number of students for each living arrangement (excluding unknown values) See instructions for the formula for this calculation		14,745	14,986	16,311
11	Total cost of attendance This value is calculated using the following formula: [Line 01 + Line 02 + Line 10]		27,128	27,333	28,791
12	Average amount of grant or scholarship aid awarded to these students from the following sources: the federal government, state/local government, and the institution		10,894	11,051	11,521
13	Average institutional net price for these students This value is calculated using the following formula: [Line 11 - Line 12]		16,234	16,282	17,270
As required by the Higher Education Act of 1965, as amended, these amounts will be posted on the U.S. Department of Education’s College Navigator website and used in the U.S. Department of Education’s College Affordability and Transparency Lists.					

You may use the box below to provide additional context for the data you have reported above. Context notes will be posted on the College Navigator website. Therefore, you should write all context notes using proper grammar (e.g., complete sentences with punctuation) and common language that can be easily understood by students and parents (e.g., spell out acronyms).

Institution: Indiana University-Bloomington (151351)

User ID: 88G2401

Section 3 - Average Net Price: Part B - Net Price for full-time, first-time degree/certificate-seeking undergraduate students Awarded Title IV Aid

Net Price Calculation for Full-time, first-time degree/certificate-seeking undergraduate students awarded any Title IV federal student aid.

Note:

- The following average net price (ANP) values are calculated by the IPEDS Data Collection System and based on Cost of Attendance (COA) and selected financial aid information reported in Sections 1 and 2, respectively, of the Cost survey component. For more information about the data your institution reported in Sections 1 and 2, please contact your institution's IPEDS Keyholder.

Cost of attendance of components			PRIOR REPORTED DATA	PRIOR REPORTED DATA	CURRENT REPORTED DATA
			2021-22	2022-23	2023-24
01	Tuition and required fees (lower of in-state or in-district tuition rate)		11,333	11,447	11,790
02	Books and supplies		1,050	900	690
Food and housing and other expenses by living arrangement					
03		On-campus	14,916	15,110	16,420
04		Off-campus (with family)	4,140	4,182	4,550
05		Off-campus (not with family)	14,916	15,110	16,420
Number of these students by living arrangement			PRIOR REPORTED DATA 2021-22	PRIOR REPORTED DATA 2022-23	CURRENT REPORTED DATA 2023-24
06		On-campus	2,654	2,655	2,684
07		Off-campus (with family)	43	24	23
08		Off-campus (not with family)	66	62	55
09		Unknown	0	0	0
10	Weighted average for food and housing and other expenses by number of students for each living arrangement (excluding unknown values) See instructions for the formula for this calculation		14,748	15,014	16,321
11	Total cost of attendance This value is calculated using the following formula: [G01+G02+G10]		27,131	27,361	28,801
12	Average amount of grant or scholarship aid awarded to these students from the following sources: the federal government, state/local government, and the institution				
13		\$0-30,000	20,257	21,236	22,477
14		\$30,001-48,000	19,495	19,978	21,191
15		\$48,001-75,000	14,282	15,050	16,647
16		\$75,001-110,000	5,737	6,533	8,597
17		\$110,001 and more	2,743	3,343	3,673
18		Total all income levels	11,253	12,019	12,537
Average institutional net price for full-time, first-time degree/certificate-seeking undergraduate students (paying the lower of in-state or in-district tuition rate) who were awarded any Title IV federal student aid by income level. This value is calculated using the following formula: [Line 11-(Line 13 through 18, respectively)]					
19		\$0-30,000	6,874	6,125	6,324
20		\$30,001-48,000	7,636	7,383	7,610
21		\$48,001-75,000	12,849	12,311	12,154
22		\$75,001-110,000	21,394	20,828	20,204
23		\$110,001 and more	24,388	24,018	25,128
24		Total all income levels	15,878	15,342	16,264
As required by the <i>Higher Education Act of 1965, as amended</i> , these amounts will be posted on the U.S. Department of Education's College Navigator website.					

You may use the box below to provide additional context for the data you have reported above. Context notes will be posted on the College Navigator website. Therefore, you should write all context notes using proper grammar (e.g., complete sentences with punctuation) and common language that can be easily understood by students and parents (e.g., spell out acronyms).

--

Prepared by

Prepared by

- Reporting Reminders:
- The name of the preparer is being collected so that we can follow up with the appropriate person in the event that there are questions concerning the data.
 - The Keyholder will be copied on all email correspondence to other preparers.
 - The time it took to prepare this component is being collected so that we can continue to improve our estimate of the reporting burden associated with IPEDS.
 - Please include in your estimate the time it took for you to review instructions, query and search data sources, complete and review the component, and submit the data through the Data Collection System.
 - Thank you for your assistance.

This survey component was prepared by:					
<input type="radio"/>	Keyholder	<input type="radio"/>	SFA Contact	<input type="radio"/>	HR Contact
<input type="radio"/>	Finance Contact	<input type="radio"/>	Academic Library Contact	<input checked="" type="radio"/>	Other
Name:		<input type="text" value="Joseph Geglio"/>			
Email:		<input type="text" value="jgeglio@iu.edu"/>			

How many staff from your institution only were involved in the data collection and reporting process of this survey component?	
<input type="text" value="3.00"/>	Number of Staff (including yourself)

How many hours did you and others from your institution only spend on each of the steps below when responding to this survey component? <i>Exclude the hours spent collecting data for state and other reporting purposes.</i>				
Staff member	Collecting Data Needed	Revising Data to Match IPEDS Requirements	Entering Data	Revising and Locking Data
Your office	<input type="text" value="1.00"/> hours	<input type="text"/> hours	<input type="text"/> hours	<input type="text" value="1.25"/> hours
Other offices	<input type="text"/> hours	<input type="text"/> hours	<input type="text"/> hours	<input type="text"/> hours

Summary

Cost I Component Summary

The purpose of this summary is to provide you an opportunity to view some of the data that, when accepted through the IPEDS quality control process, will appear on the [College Navigator](#) website and/or your institution's Data Feedback Report (DFR). In addition, all data reported in IPEDS survey components become publicly available through the [IPEDS Use the Data](#) and appear as aggregated statistics in various Department of Education reports. [College Navigator](#) is updated approximately three months after the data collection period closes and DFRs will be available through the [IPEDS Use the Data](#) and sent to your institution's CEO at the end of 2025.

Please review your data for accuracy. If you have questions about the data displayed below or after reviewing the data reported on the survey screens, please contact the IPEDS Help Desk at: 1-877-225-2568 or ipedshelp@rti.org.

GENERAL INFORMATION	
Reporter Type	Academic
Calendar System	Semester Postsecondary awards, certificates, or diplomas of 300-899 clock hours...
Award Levels Offered	Postsecondary awards, certificates, or diplomas of at least 900 clock hours but less than 1,800 clock hours... Associate's degree Bachelor's degree Postbaccalaureate certificate Master's degree Doctor's degree - research/scholarship Doctor's degree - professional practice Full-time Undergraduate
Levels of Enrollment Offered	Full-time First-time, degree/certificate-seeking Undergraduate Full-time Graduate (not including doctor's professional) Part-time Undergraduate Part-time First-time, degree/certificate-seeking Undergraduate Part-time Graduate (not including doctor's professional) Doctor's degree - professional practice programs
System	Indiana University

		PRICING INFORMATION			
Alternative Tuition Plans		Tuition payment plan			
Promise program		Yes			
Full-time Undergraduate Tuition and Fees					
	Average full-time undergraduate student tuition and fees for academic year 2024-25	Tuition		Fees	
	In-state	10,622		1,522	
	Out-of-state	40,369		1,522	
Full-time Graduate Tuition and Fees					
	Average full-time graduate student tuition and fees for academic year 2024-25	Tuition		Fees	
	In-state	10,234		1,522	
	Out-of-state	31,932		1,522	
First-time, Full-time Undergraduate Cost of Attendance					
	Estimated expenses for academic year	2021-22	2022-23	2023-24	2024-25
	In-state tuition and fees	11,333	11,447	11,790	12,144
	Out-of-state tuition and fees	38,352	39,120	40,482	41,891
	Books and supplies	1,050	900	690	1,250
	On-campus food and housing	12,098	12,228	13,380	13,984
	On-campus other expenses	2,818	2,882	3,040	3,224
	Off-campus food and housing	12,098	12,228	13,380	13,984
	Off-campus other expenses	2,818	2,882	3,040	3,224
	Off-campus with family food and housing				3,578
	Off-campus with family other expenses	4,140	4,182	4,550	4,736

Average Net Price

		2021-22	2022-23	2023-24
Average institutional net price for Full-time, first-time degree/certificate-seeking undergraduate students paying the lower of in-state or in-district tuition rate for public institutions who were awarded grant or scholarship aid from the federal government, state/local government, or the institution		16,234	16,282	17,270
Average institutional net price for full-time, first-time degree/certificate-seeking undergraduate students paying the lower of in-state or in-district tuition rate for public institutions who were awarded any Title IV federal student aid by income level.				
	\$0-30,000	6,874	6,125	6,324
	\$30,001-48,000	7,636	7,383	7,610
	\$48,001-75,000	12,849	12,311	12,154
	\$75,001-110,000	21,394	20,828	20,204
	\$110,001 and more	24,388	24,018	25,128
	Total all income levels	15,878	15,342	16,264

Edit Report

Cost II

Source	Description	Severity	Resolved	Options
Screen: Section 1 - Student Charges: Part B - Cost of attendance for full-time, first-time undergraduate students				
Screen Entry	This value is expected to be within 25% of the prior year amount. Please correct your data or explain. (Error #11109)	Explanation	Yes	
Reason	The books and supplies per credit hour amount increased to \$41.67/hour for 2024-25 from \$23/hour. The data source utilized for the data was changed to be reflective of the College Board trends in pricing.			
Screen Entry	For students living Off-Campus (with family), any charges reported for food and housing are expected to be small, as it is assumed that students living at home with parents will be responsible for minimal food and housing costs. Please review your student financial aid budget(s), and if this amount is determined to be correct, please provide an explanation for the value reported. Otherwise, please revise your data. (Error #11564)	Explanation	Yes	
Reason	The Living with Parent housing amount increased due to the changes in the FAFSA from the EFC to the Student Aid Index (SAI) and the resulting increase to the income protection allowance. The budget amounts are based on the student aid index, income protection allowance for each additional household member and then a percentage is used for food, housing, and other family consumption.			
Screen: Section 1 - Student Charges: Part C - Tuition and Required Fees by Level (Undergraduate and Graduate [not including Doctor's-Professional practice])				
Screen Entry	This value is expected to be within 25% of the prior year amount. Please correct your data or explain. (Error #11109)	Explanation	Yes	
Reason	This year IPEDS is asking for the average tuition rate of part-time students, not just the per credit hour charge. Per IPEDS, NCES advised to us to multiply the “per credit hour” fee by the average part-time student course load at the institution to calculate the average tuition for “typical PT student” or the majority of PT students in this case.			
Screen Entry	This value is expected to be within 25% of the prior year amount. Please correct your data or explain. (Error #11109)	Explanation	Yes	
Reason	This year IPEDS is asking for the average tuition rate of part-time students, not just the per credit hour charge. Per IPEDS, NCES advised to us to multiply the “per credit hour” fee by the average part-time student course load at the institution to calculate the average tuition for “typical PT student” or the majority of PT students in this case.			
Screen Entry	This value is expected to be within 25% of the prior year amount. Please correct your data or explain. (Error #11109)	Explanation	Yes	
Reason	This year IPEDS is asking for the average tuition rate of part-time students, not just the per credit hour charge. Per IPEDS, NCES advised to us to multiply the “per credit hour” fee by the average part-time student course load at the institution to calculate the average tuition for “typical PT student” or the majority of PT students in this case.			
Screen Entry	This value is expected to be within 20% of the prior year amount. Please correct your data or explain. (Error #11110)	Explanation	Yes	
Reason	This year IPEDS is asking for the average tuition rate of part-time students, not just the per credit hour charge. Per IPEDS, NCES advised to us to multiply the “per credit hour” fee by the average part-time student course load at the institution to calculate the average tuition for “typical PT student” or the majority of PT students in this case.			
Screen Entry	This value is expected to be within 20% of the prior year amount. Please correct your data or explain. (Error #11110)	Explanation	Yes	
Reason	This year IPEDS is asking for the average tuition rate of part-time students, not just the per credit hour charge. Per IPEDS, NCES advised to us to multiply the “per credit hour” fee by the average part-time student course load at the institution to calculate the average tuition for “typical PT student” or the majority of PT students in this case.			
Screen Entry	This value is expected to be within 20% of the prior year amount. Please correct your data or explain. (Error #11110)	Explanation	Yes	
Reason	This year IPEDS is asking for the average tuition rate of part-time students, not just the per credit hour charge. Per IPEDS, NCES advised to us to multiply the “per credit hour” fee by the average part-time student course load at the institution to calculate the average tuition for “typical PT student” or the majority of PT students in this case.			
Screen: Section 2 - Financial Aid Data: Part D - full-time, first-time degree/certificate-seeking undergraduate students Awarded Title IV Aid				
Screen Entry	The number entered is outside the expected range of between 31 and 55 when compared with the prior year value. Please correct your data or explain. (Error #7169) This edit and explanation were retained from the prior year (for reference) and do not need to be re-explained in the current year edit report.	Explanation	Yes	
Reason	The distinction between living with family and living off campus (not with family) is self-reported on the FAFSA. The difference in the percentage living with family may be attributed to individual student decisions and random variation.			
Screen Entry	The average amount of aid per grant/scholarship awardee (21,235.68) for 2022-23 in the "\$0-30,000" income group is larger than expected based on the cost of attendance. Please review your data and make any necessary corrections or explain the discrepancy. (Error #7383)	Explanation	Yes	

	This edit and explanation were retained from the prior year (for reference) and do not need to be re-explained in the current year edit report.				
Reason	The average amount of awarded through federal grants (Pell and Supplemental-FSEOG) increased by several hundred dollars per student since 2021-22, largely accounting for the overall difference in the total amount.				
Screen Entry	The average amount of aid per grant/scholarship awardee (22,477.25) for 2023-24 in the "\$0-30,000" income group is larger than expected based on the cost of attendance. Please review your data and make any necessary corrections or explain the discrepancy. (Error #7388)	Explanation	Yes		
Reason	The increase in the average award amount is due to the Frank OBannon Grant being awarded based on a new award amount schedule for 2023-24 from the State of Indiana. For selected ranges of EFC, the state-scheduled amounts significantly increased for 2023-24 compared to the prior year.				