

IPEDS 2024-25 Data Collection System

IPEDS HELP DESK (877) 225-2568 | ipedshelp@rti.org
OMB NO. 1850-0582 v.33 : Approval Expires 8/31/2027
User ID: 88G2401

Human Resources 2024-25

Institution: Indiana University-South Bend (151342)

User ID: 88G2401

Overview

Human Resources Overview

Welcome to the IPEDS Human Resources (HR) survey component. The HR component collects important information about your institution's staff.

Data Reporting Reminders

- Report data to accurately reflect the time period corresponding with the IPEDS survey component, even if such reporting is seemingly inconsistent with prior-year reporting.
- Report each employee only once. If an employee could be coded in more than one occupation, code the employee in the occupation that requires the highest level of skill OR if there is no measurable difference in skill requirements, code the employee in the occupation in which they spend the most time.
- Report staff members difficult to categorize in the "Human Resources Survey Evaluation" box at the end of the survey.
- Enter data on each displayed screen. If a screen is not applicable, enter at least one zero in a field on the screen and save before continuing.
- When reporting salary data (applicable to degree-granting institutions only) include all full-time, non-medical school, instructional staff - both with and without faculty status.

See the instructions for the **Key Reporting Concepts** section -- which will have basic reporting concepts that will assist you in completing the Human Resources survey component.

Changes to reporting:

No changes for the 2024-25 data collection period.

Resources:

- To download the survey materials for this component: [Survey Materials](#)
- All staff must now be reported using the new IPEDS occupational categories, which align with the 2018 Standard Occupational Classification (SOC) codes. Additional information and resources can be found in the [IPEDS HR/SOC Information Center](#), including general information about the SOC, the IPEDS/SOC crosswalk, a SOC Browse Tool, Frequently Asked Questions, and Web Tutorials.
- To access your prior year data submission for this component: [Reported Data](#)

If you have questions about completing this survey, please contact the **IPEDS Help Desk at 1-877-225-2568**.

Human Resources Screening Questions

Does your institution have any part-time staff?

If you answer Yes to this question, you will be provided the screens to report part-time staff.

- ☐ No
- ☒ Yes

Does your institution have graduate assistants?

If you answer Yes to this question, you will be provided the screens to report graduate assistants.

- ☒ No
- ☐ Yes

Does your institution have 15 or more full-time staff?

- ☐ No
- ☒ Yes

Does your institution have a tenure system?

If you answer Yes to this question, you will be provided the screens to report some data by tenure status.

- ☐ No
- ☒ Yes

Did your institution hire any persons for full-time permanent employment either for the first time (new to the institution) or after a break in service on the payroll as of November 1, 2024?

(Exclude persons who have returned from sabbatical leave and full-time instructional staff who are working less-than-9-month contracts.)

If you answer Yes to this question, you will be provided the screens to report full-time permanent new hires in Part H.

- ☐ No
- ☒ Yes

Do ALL of the instructional staff at your institution fall into any of the following categories?

If you answer Yes to any of the questions below, you will NOT be required to report Part G - Salaries for instructional staff. However, Part G will still be required for reporting data for full-time non-instructional staff.

- ☒ No ☐ Yes Are ALL of the instructional staff military personnel?
- ☒ No ☐ Yes Do ALL of the instructional staff contribute their services (e.g., members of a religious order)?

You may use the box below to provide additional context for the data you have reported above.

Institution: Indiana University-South Bend (151342)

User ID: 88G2401

Part A1 - Full-time Instructional Staff by Academic Rank and Tenure Status - Tenured

Number of Full-time Instructional Staff With Faculty Status Tenured

As of November 1, 2024

- Report Hispanic/Latino individuals of any race as Hispanic/Latino
- Report race for non-Hispanic/Latino individuals only
- Include both Primarily Instruction and Instruction Combined with Research and/or Public Service

Men

| Race/ethnicity | Academic Rank | | | | | No academic rank | Total |
|--|---------------------------------|---------------------------------|----------------------|----------------------|----------------------|----------------------|-----------|
| | Professors | Associate professors | Assistant professors | Instructors | Lecturers | | |
| <u>U.S. Nonresident</u> | <input type="text"/> | <input type="text"/> | <input type="text"/> | <input type="text"/> | <input type="text"/> | <input type="text"/> | 0 |
| <u>Hispanic/Latino</u> | <input type="text" value="3"/> | <input type="text" value="1"/> | <input type="text"/> | <input type="text"/> | <input type="text"/> | <input type="text"/> | 4 |
| <u>American Indian or Alaska Native</u> | <input type="text"/> | <input type="text"/> | <input type="text"/> | <input type="text"/> | <input type="text"/> | <input type="text"/> | 0 |
| <u>Asian</u> | <input type="text" value="6"/> | <input type="text" value="5"/> | <input type="text"/> | <input type="text"/> | <input type="text"/> | <input type="text"/> | 11 |
| <u>Black or African American</u> | <input type="text" value="1"/> | <input type="text" value="1"/> | <input type="text"/> | <input type="text"/> | <input type="text"/> | <input type="text"/> | 2 |
| <u>Native Hawaiian or Other Pacific Islander</u> | <input type="text"/> | <input type="text"/> | <input type="text"/> | <input type="text"/> | <input type="text"/> | <input type="text"/> | 0 |
| <u>White</u> | <input type="text" value="16"/> | <input type="text" value="23"/> | <input type="text"/> | <input type="text"/> | <input type="text"/> | <input type="text"/> | 39 |
| Two or more races | <input type="text"/> | <input type="text"/> | <input type="text"/> | <input type="text"/> | <input type="text"/> | <input type="text"/> | 0 |
| <u>Race and ethnicity unknown</u> | <input type="text"/> | <input type="text"/> | <input type="text"/> | <input type="text"/> | <input type="text"/> | <input type="text"/> | 0 |
| Total men | 26 | 30 | 0 | 0 | 0 | 0 | 56 |

Women

| Race/ethnicity | Academic Rank | | | | | No academic rank | Total |
|--|---------------------------------|--------------------------------|----------------------|----------------------|----------------------|----------------------|-----------|
| | Professors | Associate professors | Assistant professors | Instructors | Lecturers | | |
| <u>U.S. Nonresident</u> | <input type="text"/> | <input type="text"/> | <input type="text"/> | <input type="text"/> | <input type="text"/> | <input type="text"/> | 0 |
| <u>Hispanic/Latino</u> | <input type="text"/> | <input type="text"/> | <input type="text"/> | <input type="text"/> | <input type="text"/> | <input type="text"/> | 0 |
| <u>American Indian or Alaska Native</u> | <input type="text"/> | <input type="text"/> | <input type="text"/> | <input type="text"/> | <input type="text"/> | <input type="text"/> | 0 |
| <u>Asian</u> | <input type="text" value="4"/> | <input type="text" value="2"/> | <input type="text"/> | <input type="text"/> | <input type="text"/> | <input type="text"/> | 6 |
| <u>Black or African American</u> | <input type="text" value="3"/> | <input type="text"/> | <input type="text"/> | <input type="text"/> | <input type="text"/> | <input type="text"/> | 3 |
| <u>Native Hawaiian or Other Pacific Islander</u> | <input type="text"/> | <input type="text"/> | <input type="text"/> | <input type="text"/> | <input type="text"/> | <input type="text"/> | 0 |
| <u>White</u> | <input type="text" value="16"/> | <input type="text" value="9"/> | <input type="text"/> | <input type="text"/> | <input type="text"/> | <input type="text"/> | 25 |
| Two or more races | <input type="text" value="1"/> | <input type="text"/> | <input type="text"/> | <input type="text"/> | <input type="text"/> | <input type="text"/> | 1 |
| <u>Race and ethnicity unknown</u> | <input type="text"/> | <input type="text" value="1"/> | <input type="text"/> | <input type="text"/> | <input type="text"/> | <input type="text"/> | 1 |
| Total women | 24 | 12 | 0 | 0 | 0 | 0 | 36 |

| | | | | | | | |
|--------------------------|-----------|-----------|----------|----------|----------|----------|-----------|
| Total (men+women) | 50 | 42 | 0 | 0 | 0 | 0 | 92 |
| Total from prior year | | | | | | | 96 |

Institution: Indiana University-South Bend (151342)

User ID: 88G2401

Part A1 - Full-time Instructional Staff by Academic Rank and Tenure Status - On Tenure Track

Number of Full-time Instructional Staff With Faculty Status On Tenure Track

As of November 1, 2024

- Report Hispanic/Latino individuals of any race as Hispanic/Latino
- Report race for non-Hispanic/Latino individuals only
- Include both Primarily Instruction and Instruction Combined with Research and/or Public Service

Men

| Race/ethnicity | Academic Rank | | | | | No academic rank | Total |
|--|----------------------|----------------------|----------------------|----------------------|----------------------|----------------------|-------|
| | Professors | Associate professors | Assistant professors | Instructors | Lecturers | | |
| <u>U.S. Nonresident</u> | <input type="text"/> | <input type="text"/> | <input type="text"/> | <input type="text"/> | <input type="text"/> | <input type="text"/> | 0 |
| <u>Hispanic/Latino</u> | <input type="text"/> | <input type="text"/> | 1 | <input type="text"/> | <input type="text"/> | <input type="text"/> | 1 |
| <u>American Indian or Alaska Native</u> | <input type="text"/> | <input type="text"/> | <input type="text"/> | <input type="text"/> | <input type="text"/> | <input type="text"/> | 0 |
| <u>Asian</u> | <input type="text"/> | 1 | 1 | <input type="text"/> | <input type="text"/> | <input type="text"/> | 2 |
| <u>Black or African American</u> | <input type="text"/> | <input type="text"/> | 1 | <input type="text"/> | <input type="text"/> | <input type="text"/> | 1 |
| <u>Native Hawaiian or Other Pacific Islander</u> | <input type="text"/> | <input type="text"/> | <input type="text"/> | <input type="text"/> | <input type="text"/> | <input type="text"/> | 0 |
| <u>White</u> | 1 | 3 | 5 | <input type="text"/> | <input type="text"/> | <input type="text"/> | 9 |
| Two or more races | <input type="text"/> | <input type="text"/> | <input type="text"/> | <input type="text"/> | <input type="text"/> | <input type="text"/> | 0 |
| <u>Race and ethnicity unknown</u> | <input type="text"/> | <input type="text"/> | <input type="text"/> | <input type="text"/> | <input type="text"/> | <input type="text"/> | 0 |
| Total men | 1 | 4 | 8 | 0 | 0 | 0 | 13 |

Women

| Race/ethnicity | Academic Rank | | | | | No academic rank | Total |
|--|----------------------|----------------------|----------------------|----------------------|----------------------|----------------------|-------|
| | Professors | Associate professors | Assistant professors | Instructors | Lecturers | | |
| <u>U.S. Nonresident</u> | <input type="text"/> | <input type="text"/> | 1 | <input type="text"/> | <input type="text"/> | <input type="text"/> | 1 |
| <u>Hispanic/Latino</u> | <input type="text"/> | <input type="text"/> | <input type="text"/> | <input type="text"/> | <input type="text"/> | <input type="text"/> | 0 |
| <u>American Indian or Alaska Native</u> | <input type="text"/> | <input type="text"/> | <input type="text"/> | <input type="text"/> | <input type="text"/> | <input type="text"/> | 0 |
| <u>Asian</u> | <input type="text"/> | 1 | <input type="text"/> | <input type="text"/> | <input type="text"/> | <input type="text"/> | 1 |
| <u>Black or African American</u> | <input type="text"/> | <input type="text"/> | 2 | <input type="text"/> | <input type="text"/> | <input type="text"/> | 2 |
| <u>Native Hawaiian or Other Pacific Islander</u> | <input type="text"/> | <input type="text"/> | <input type="text"/> | <input type="text"/> | <input type="text"/> | <input type="text"/> | 0 |
| <u>White</u> | <input type="text"/> | 1 | 5 | <input type="text"/> | <input type="text"/> | <input type="text"/> | 6 |
| Two or more races | <input type="text"/> | <input type="text"/> | <input type="text"/> | <input type="text"/> | <input type="text"/> | <input type="text"/> | 0 |
| <u>Race and ethnicity unknown</u> | <input type="text"/> | <input type="text"/> | <input type="text"/> | <input type="text"/> | <input type="text"/> | <input type="text"/> | 0 |
| Total women | 0 | 2 | 8 | 0 | 0 | 0 | 10 |
| Total (men+women) | 1 | 6 | 16 | 0 | 0 | 0 | 23 |
| Total from prior year | | | | | | | 19 |

Institution: Indiana University-South Bend (151342)

User ID: 88G2401

Part A1 - Full-time Instructional Staff by Academic Rank and Tenure Status - Multi-Year Contract

Number of Full-time Instructional Staff With Faculty Status Not on Tenure Track - Multi-Year Contract

As of November 1, 2024

- Report Hispanic/Latino individuals of any race as Hispanic/Latino
- Report race for non-Hispanic/Latino individuals only
- Include both Primarily Instruction and Instruction Combined with Research and/or Public Service

Men

| Gender and race/ethnicity | Academic Rank | | | | | No academic rank | Total |
|--|----------------------|----------------------|----------------------|----------------------|----------------------|----------------------|-------|
| | Professors | Associate professors | Assistant professors | Instructors | Lecturers | | |
| <u>U.S. Nonresident</u> | <input type="text"/> | <input type="text"/> | <input type="text"/> | <input type="text"/> | <input type="text"/> | <input type="text"/> | 0 |
| <u>Hispanic/Latino</u> | <input type="text"/> | <input type="text"/> | <input type="text"/> | <input type="text"/> | <input type="text"/> | <input type="text"/> | 0 |
| <u>American Indian or Alaska Native</u> | <input type="text"/> | <input type="text"/> | <input type="text"/> | <input type="text"/> | <input type="text"/> | <input type="text"/> | 0 |
| <u>Asian</u> | <input type="text"/> | <input type="text"/> | <input type="text"/> | <input type="text"/> | <input type="text"/> | <input type="text"/> | 0 |
| <u>Black or African American</u> | <input type="text"/> | <input type="text"/> | <input type="text"/> | <input type="text"/> | <input type="text"/> | <input type="text"/> | 0 |
| <u>Native Hawaiian or Other Pacific Islander</u> | <input type="text"/> | <input type="text"/> | <input type="text"/> | <input type="text"/> | <input type="text"/> | <input type="text"/> | 0 |
| <u>White</u> | <input type="text"/> | <input type="text"/> | <input type="text"/> | <input type="text"/> | <input type="text"/> | <input type="text"/> | 0 |
| Two or more races | <input type="text"/> | 1 | <input type="text"/> | <input type="text"/> | <input type="text"/> | <input type="text"/> | 1 |
| <u>Race and ethnicity unknown</u> | <input type="text"/> | <input type="text"/> | <input type="text"/> | <input type="text"/> | <input type="text"/> | <input type="text"/> | 0 |
| Total men | 0 | 1 | 0 | 0 | 0 | 0 | 1 |

Women

| Gender and race/ethnicity | Academic Rank | | | | | No academic rank | Total |
|--|----------------------|----------------------|----------------------|----------------------|----------------------|----------------------|-------|
| | Professors | Associate professors | Assistant professors | Instructors | Lecturers | | |
| <u>U.S. Nonresident</u> | <input type="text"/> | <input type="text"/> | <input type="text"/> | <input type="text"/> | <input type="text"/> | <input type="text"/> | 0 |
| <u>Hispanic/Latino</u> | <input type="text"/> | <input type="text"/> | <input type="text"/> | <input type="text"/> | <input type="text"/> | <input type="text"/> | 0 |
| <u>American Indian or Alaska Native</u> | <input type="text"/> | <input type="text"/> | <input type="text"/> | <input type="text"/> | <input type="text"/> | <input type="text"/> | 0 |
| <u>Asian</u> | <input type="text"/> | <input type="text"/> | <input type="text"/> | <input type="text"/> | 1 | <input type="text"/> | 1 |
| <u>Black or African American</u> | <input type="text"/> | <input type="text"/> | <input type="text"/> | <input type="text"/> | <input type="text"/> | <input type="text"/> | 0 |
| <u>Native Hawaiian or Other Pacific Islander</u> | <input type="text"/> | <input type="text"/> | <input type="text"/> | <input type="text"/> | <input type="text"/> | <input type="text"/> | 0 |
| <u>White</u> | 2 | 1 | <input type="text"/> | <input type="text"/> | 2 | <input type="text"/> | 5 |
| Two or more races | <input type="text"/> | <input type="text"/> | <input type="text"/> | <input type="text"/> | <input type="text"/> | <input type="text"/> | 0 |
| <u>Race and ethnicity unknown</u> | <input type="text"/> | <input type="text"/> | <input type="text"/> | <input type="text"/> | <input type="text"/> | <input type="text"/> | 0 |
| Total women | 2 | 1 | 0 | 0 | 3 | 0 | 6 |
| Total (men+women) | 2 | 2 | 0 | 0 | 3 | 0 | 7 |
| Total from prior year | | | | | | | 7 |

Institution: Indiana University-South Bend (151342)

User ID: 88G2401

Part A1 - Full-time Instructional Staff by Academic Rank and Tenure Status - Annual Contract

Number of Full-time Instructional Staff With Faculty Status Not on Tenure Track - Annual Contract

As of November 1, 2024

- Report Hispanic/Latino individuals of any race as Hispanic/Latino
- Report race for non-Hispanic/Latino individuals only
- Include both Primarily Instruction and Instruction Combined with Research and/or Public Service

Men

| Race/ethnicity | Academic Rank | | | | | No academic rank | Total |
|--|----------------------|----------------------|--------------------------------|----------------------|--------------------------------|----------------------|-------|
| | Professors | Associate professors | Assistant professors | Instructors | Lecturers | | |
| <u>U.S. Nonresident</u> | <input type="text"/> | <input type="text"/> | <input type="text"/> | <input type="text"/> | <input type="text"/> | <input type="text"/> | 0 |
| <u>Hispanic/Latino</u> | <input type="text"/> | <input type="text"/> | <input type="text"/> | <input type="text"/> | <input type="text"/> | <input type="text"/> | 0 |
| <u>American Indian or Alaska Native</u> | <input type="text"/> | <input type="text"/> | <input type="text"/> | <input type="text"/> | <input type="text"/> | <input type="text"/> | 0 |
| <u>Asian</u> | <input type="text"/> | <input type="text"/> | <input type="text"/> | <input type="text"/> | <input type="text" value="1"/> | <input type="text"/> | 1 |
| <u>Black or African American</u> | <input type="text"/> | <input type="text"/> | <input type="text"/> | <input type="text"/> | <input type="text"/> | <input type="text"/> | 0 |
| <u>Native Hawaiian or Other Pacific Islander</u> | <input type="text"/> | <input type="text"/> | <input type="text"/> | <input type="text"/> | <input type="text"/> | <input type="text"/> | 0 |
| <u>White</u> | <input type="text"/> | <input type="text"/> | <input type="text" value="2"/> | <input type="text"/> | <input type="text" value="2"/> | <input type="text"/> | 4 |
| Two or more races | <input type="text"/> | <input type="text"/> | <input type="text"/> | <input type="text"/> | <input type="text"/> | <input type="text"/> | 0 |
| <u>Race and ethnicity unknown</u> | <input type="text"/> | <input type="text"/> | <input type="text"/> | <input type="text"/> | <input type="text"/> | <input type="text"/> | 0 |
| Total men | 0 | 0 | 2 | 0 | 3 | 0 | 5 |

Women

| Race/ethnicity | Academic Rank | | | | | No academic rank | Total |
|--|----------------------|----------------------|--------------------------------|----------------------|--------------------------------|----------------------|-------|
| | Professors | Associate professors | Assistant professors | Instructors | Lecturers | | |
| <u>U.S. Nonresident</u> | <input type="text"/> | <input type="text"/> | <input type="text"/> | <input type="text"/> | <input type="text"/> | <input type="text"/> | 0 |
| <u>Hispanic/Latino</u> | <input type="text"/> | <input type="text"/> | <input type="text"/> | <input type="text"/> | <input type="text"/> | <input type="text"/> | 0 |
| <u>American Indian or Alaska Native</u> | <input type="text"/> | <input type="text"/> | <input type="text"/> | <input type="text"/> | <input type="text"/> | <input type="text"/> | 0 |
| <u>Asian</u> | <input type="text"/> | <input type="text"/> | <input type="text"/> | <input type="text"/> | <input type="text"/> | <input type="text"/> | 0 |
| <u>Black or African American</u> | <input type="text"/> | <input type="text"/> | <input type="text"/> | <input type="text"/> | <input type="text" value="1"/> | <input type="text"/> | 1 |
| <u>Native Hawaiian or Other Pacific Islander</u> | <input type="text"/> | <input type="text"/> | <input type="text"/> | <input type="text"/> | <input type="text"/> | <input type="text"/> | 0 |
| <u>White</u> | <input type="text"/> | <input type="text"/> | <input type="text" value="1"/> | <input type="text"/> | <input type="text" value="4"/> | <input type="text"/> | 5 |
| Two or more races | <input type="text"/> | <input type="text"/> | <input type="text"/> | <input type="text"/> | <input type="text"/> | <input type="text"/> | 0 |
| <u>Race and ethnicity unknown</u> | <input type="text"/> | <input type="text"/> | <input type="text"/> | <input type="text"/> | <input type="text"/> | <input type="text"/> | 0 |
| Total women | 0 | 0 | 1 | 0 | 5 | 0 | 6 |
| Total (men+women) | 0 | 0 | 3 | 0 | 8 | 0 | 11 |
| Total from prior year | | | | | | | 23 |

Institution: Indiana University-South Bend (151342)

User ID: 88G2401

Part A1 - Full-time Instructional Staff by Academic Rank and Tenure Status - Less-Than-Annual Contract

Number of Full-time Instructional Staff With Faculty Status Not on Tenure Track - Less-than-annual Contract

As of November 1, 2024

- Report Hispanic/Latino individuals of any race as Hispanic/Latino
- Report race for non-Hispanic/Latino individuals only
- Include both Primarily Instruction and Instruction Combined with Research and/or Public Service

Men

| Race/ethnicity | Academic Rank | | | | | No academic rank | Total |
|--|--------------------------------|----------------------|----------------------|----------------------|----------------------|----------------------|-------|
| | Professors | Associate professors | Assistant professors | Instructors | Lecturers | | |
| <u>U.S. Nonresident</u> | <input type="text" value="0"/> | <input type="text"/> | <input type="text"/> | <input type="text"/> | <input type="text"/> | <input type="text"/> | 0 |
| <u>Hispanic/Latino</u> | <input type="text"/> | <input type="text"/> | <input type="text"/> | <input type="text"/> | <input type="text"/> | <input type="text"/> | 0 |
| <u>American Indian or Alaska Native</u> | <input type="text"/> | <input type="text"/> | <input type="text"/> | <input type="text"/> | <input type="text"/> | <input type="text"/> | 0 |
| <u>Asian</u> | <input type="text"/> | <input type="text"/> | <input type="text"/> | <input type="text"/> | <input type="text"/> | <input type="text"/> | 0 |
| <u>Black or African American</u> | <input type="text"/> | <input type="text"/> | <input type="text"/> | <input type="text"/> | <input type="text"/> | <input type="text"/> | 0 |
| <u>Native Hawaiian or Other Pacific Islander</u> | <input type="text"/> | <input type="text"/> | <input type="text"/> | <input type="text"/> | <input type="text"/> | <input type="text"/> | 0 |
| <u>White</u> | <input type="text"/> | <input type="text"/> | <input type="text"/> | <input type="text"/> | <input type="text"/> | <input type="text"/> | 0 |
| Two or more races | <input type="text"/> | <input type="text"/> | <input type="text"/> | <input type="text"/> | <input type="text"/> | <input type="text"/> | 0 |
| <u>Race and ethnicity unknown</u> | <input type="text"/> | <input type="text"/> | <input type="text"/> | <input type="text"/> | <input type="text"/> | <input type="text"/> | 0 |
| Total men | 0 | 0 | 0 | 0 | 0 | 0 | 0 |

Women

| Race/ethnicity | Academic Rank | | | | | No academic rank | Total |
|--|----------------------|----------------------|----------------------|----------------------|----------------------|----------------------|-------|
| | Professors | Associate professors | Assistant professors | Instructors | Lecturers | | |
| <u>U.S. Nonresident</u> | <input type="text"/> | <input type="text"/> | <input type="text"/> | <input type="text"/> | <input type="text"/> | <input type="text"/> | 0 |
| <u>Hispanic/Latino</u> | <input type="text"/> | <input type="text"/> | <input type="text"/> | <input type="text"/> | <input type="text"/> | <input type="text"/> | 0 |
| <u>American Indian or Alaska Native</u> | <input type="text"/> | <input type="text"/> | <input type="text"/> | <input type="text"/> | <input type="text"/> | <input type="text"/> | 0 |
| <u>Asian</u> | <input type="text"/> | <input type="text"/> | <input type="text"/> | <input type="text"/> | <input type="text"/> | <input type="text"/> | 0 |
| <u>Black or African American</u> | <input type="text"/> | <input type="text"/> | <input type="text"/> | <input type="text"/> | <input type="text"/> | <input type="text"/> | 0 |
| <u>Native Hawaiian or Other Pacific Islander</u> | <input type="text"/> | <input type="text"/> | <input type="text"/> | <input type="text"/> | <input type="text"/> | <input type="text"/> | 0 |
| <u>White</u> | <input type="text"/> | <input type="text"/> | <input type="text"/> | <input type="text"/> | <input type="text"/> | <input type="text"/> | 0 |
| Two or more races | <input type="text"/> | <input type="text"/> | <input type="text"/> | <input type="text"/> | <input type="text"/> | <input type="text"/> | 0 |
| <u>Race and ethnicity unknown</u> | <input type="text"/> | <input type="text"/> | <input type="text"/> | <input type="text"/> | <input type="text"/> | <input type="text"/> | 0 |
| Total women | 0 | 0 | 0 | 0 | 0 | 0 | 0 |

| | | | | | | | |
|--------------------------|---|---|---|---|---|---|---|
| Total (men+women) | 0 | 0 | 0 | 0 | 0 | 0 | 0 |
| Total from prior year | | | | | | | |

Institution: Indiana University-South Bend (151342)

User ID: 88G2401

Part A1 - Full-time Instructional Staff by Academic Rank and Tenure Status - Indefinite duration contract

Number of Full-time Instructional Staff With Faculty Status Not on Tenure Track - Indefinite duration contract

As of November 1, 2024

- Report Hispanic/Latino individuals of any race as Hispanic/Latino
- Report race for non-Hispanic/Latino individuals only
- Include both Primarily Instruction and Instruction Combined with Research and/or Public Service

Men

| Gender and race/ethnicity | Academic Rank | | | | | No academic rank | Total |
|--|----------------------|----------------------|----------------------|----------------------|----------------------|----------------------|-------|
| | Professors | Associate professors | Assistant professors | Instructors | Lecturers | | |
| <u>U.S. Nonresident</u> | <input type="text"/> | <input type="text"/> | <input type="text"/> | <input type="text"/> | <input type="text"/> | <input type="text"/> | 0 |
| <u>Hispanic/Latino</u> | <input type="text"/> | <input type="text"/> | 1 | <input type="text"/> | 2 | <input type="text"/> | 3 |
| <u>American Indian or Alaska Native</u> | <input type="text"/> | <input type="text"/> | <input type="text"/> | <input type="text"/> | <input type="text"/> | <input type="text"/> | 0 |
| <u>Asian</u> | <input type="text"/> | <input type="text"/> | <input type="text"/> | <input type="text"/> | <input type="text"/> | <input type="text"/> | 0 |
| <u>Black or African American</u> | <input type="text"/> | <input type="text"/> | <input type="text"/> | <input type="text"/> | <input type="text"/> | <input type="text"/> | 0 |
| <u>Native Hawaiian or Other Pacific Islander</u> | <input type="text"/> | <input type="text"/> | <input type="text"/> | <input type="text"/> | <input type="text"/> | <input type="text"/> | 0 |
| <u>White</u> | 2 | <input type="text"/> | 3 | <input type="text"/> | 8 | <input type="text"/> | 13 |
| Two or more races | <input type="text"/> | <input type="text"/> | <input type="text"/> | <input type="text"/> | 2 | <input type="text"/> | 2 |
| <u>Race and ethnicity unknown</u> | <input type="text"/> | <input type="text"/> | <input type="text"/> | <input type="text"/> | <input type="text"/> | <input type="text"/> | 0 |
| Total men | 2 | 0 | 4 | 0 | 12 | 0 | 18 |

Women

| Gender and race/ethnicity | Academic Rank | | | | | No academic rank | Total |
|--|----------------------|----------------------|----------------------|----------------------|----------------------|----------------------|-------|
| | Professors | Associate professors | Assistant professors | Instructors | Lecturers | | |
| <u>U.S. Nonresident</u> | <input type="text"/> | <input type="text"/> | 1 | <input type="text"/> | <input type="text"/> | <input type="text"/> | 1 |
| <u>Hispanic/Latino</u> | <input type="text"/> | <input type="text"/> | <input type="text"/> | <input type="text"/> | <input type="text"/> | <input type="text"/> | 0 |
| <u>American Indian or Alaska Native</u> | <input type="text"/> | <input type="text"/> | <input type="text"/> | <input type="text"/> | <input type="text"/> | <input type="text"/> | 0 |
| <u>Asian</u> | 1 | <input type="text"/> | 1 | <input type="text"/> | <input type="text"/> | <input type="text"/> | 2 |
| <u>Black or African American</u> | <input type="text"/> | <input type="text"/> | 2 | <input type="text"/> | 1 | <input type="text"/> | 3 |
| <u>Native Hawaiian or Other Pacific Islander</u> | <input type="text"/> | <input type="text"/> | <input type="text"/> | <input type="text"/> | <input type="text"/> | <input type="text"/> | 0 |
| <u>White</u> | 6 | 9 | 14 | <input type="text"/> | 13 | <input type="text"/> | 42 |
| Two or more races | <input type="text"/> | <input type="text"/> | <input type="text"/> | <input type="text"/> | <input type="text"/> | <input type="text"/> | 0 |
| <u>Race and ethnicity unknown</u> | <input type="text"/> | <input type="text"/> | <input type="text"/> | <input type="text"/> | <input type="text"/> | <input type="text"/> | 0 |
| Total women | 7 | 9 | 18 | 0 | 14 | 0 | 48 |
| Total (men+women) | 9 | 9 | 22 | 0 | 26 | 0 | 66 |
| Total from prior year | | | | | | | 53 |

Part A1 - Full-time Instructional Staff - Without Faculty Status

Number of Full-time Instructional Staff Without Faculty Status
As of November 1, 2024

- Report Hispanic/Latino individuals of any race as Hispanic/Latino
- Report race for non-Hispanic/Latino individuals only
- Include both Primarily Instruction and Instruction Combined with Research and/or Public Service

| Men | |
|--|--------------------------------|
| Race/ethnicity | Without Faculty Status |
| <u>U.S. Nonresident</u> | <input type="text" value="0"/> |
| <u>Hispanic/Latino</u> | <input type="text"/> |
| <u>American Indian or Alaska Native</u> | <input type="text"/> |
| <u>Asian</u> | <input type="text"/> |
| <u>Black or African American</u> | <input type="text"/> |
| <u>Native Hawaiian or Other Pacific Islander</u> | <input type="text"/> |
| <u>White</u> | <input type="text"/> |
| Two or more races | <input type="text"/> |
| <u>Race and ethnicity unknown</u> | <input type="text"/> |
| Total men | 0 |

| Women | |
|--|------------------------|
| Race/ethnicity | Without Faculty Status |
| <u>U.S. Nonresident</u> | <input type="text"/> |
| <u>Hispanic/Latino</u> | <input type="text"/> |
| <u>American Indian or Alaska Native</u> | <input type="text"/> |
| <u>Asian</u> | <input type="text"/> |
| <u>Black or African American</u> | <input type="text"/> |
| <u>Native Hawaiian or Other Pacific Islander</u> | <input type="text"/> |
| <u>White</u> | <input type="text"/> |
| Two or more races | <input type="text"/> |
| <u>Race and ethnicity unknown</u> | <input type="text"/> |
| Total women | 0 |



| | |
|-----------------------|---|
| Total (men+women) | 0 |
| Total from prior year | |

Part A2 - Full-time Instructional Staff by Function

Number of Full-time Instructional Staff

As of November 1, 2024

- Report Primarily Instruction and Instruction Combined with Research and/or Public Service separately, as indicated below

| | With <u>Faculty Status</u> | | | | | | Without Faculty Status | Total |
|--|----------------------------|------------------------|----------------------------|------------------------|----------------------------------|--|------------------------|-------|
| | <u>Tenured</u> | <u>On Tenure Track</u> | <u>Not on Tenure Track</u> | | | | | |
| | | | <u>Multi-year</u> | <u>Annual contract</u> | <u>Less-than-annual contract</u> | <u>Indefinite duration (continuing or at-will)</u> | | |
| <u>Instructional staff</u> | 92 | 23 | 7 | 11 | 0 | 66 | 0 | 199 |
| Total carried forward from previous screens | 92 | 23 | 7 | 11 | 0 | 66 | 0 | 199 |
| <u>Primarily Instruction</u> | 0 | 0 | 0 | 0 | 0 | 0 | 0 | 0 |
|  Exclusively credit | <input type="text"/> | <input type="text"/> | <input type="text"/> | <input type="text"/> | <input type="text"/> | <input type="text"/> | <input type="text"/> | 0 |
|  Exclusively not-for-credit | <input type="text"/> | <input type="text"/> | <input type="text"/> | <input type="text"/> | <input type="text"/> | <input type="text"/> | <input type="text"/> | 0 |
| Combined credit/not-for-credit | <input type="text"/> | <input type="text"/> | <input type="text"/> | <input type="text"/> | <input type="text"/> | <input type="text"/> | <input type="text"/> | 0 |
| <u>Instruction/research/public service staff</u> | 92 | 23 | 7 | 11 | <input type="text"/> | 66 | <input type="text"/> | 199 |

Part A3 - Full-time Instructional Staff - Totals

Total number of Full-time Instructional Staff
As of November 1, 2024

| Race/ethnicity | Total men | Total women | Total (men+women) |
|--|-----------|-------------|-------------------|
| <u>U.S. Nonresident</u> | 0 | 2 | 2 |
| <u>Hispanic/Latino</u> | 8 | 0 | 8 |
| <u>American Indian or Alaska Native</u> | 0 | 0 | 0 |
| <u>Asian</u> | 14 | 10 | 24 |
| <u>Black or African American</u> | 3 | 9 | 12 |
| <u>Native Hawaiian or Other Pacific Islander</u> | 0 | 0 | 0 |
| <u>White</u> | 65 | 83 | 148 |
| Two or more races | 3 | 1 | 4 |
| <u>Race and ethnicity unknown</u> | 0 | 1 | 1 |
| Total | 93 | 106 | 199 |
| Total from prior year | | | 198 |

Institution: Indiana University-South Bend (151342)

User ID: 88G2401

Part B1 - Full-time Non-instructional Staff by Occupational Category - 1

Number of **Full-time Non-instructional Staff by Occupational Category**

As of November 1, 2024

- Report Hispanic/Latino individuals of any race as Hispanic/Latino
- Report race for non-Hispanic/Latino individuals only

Men

| Race/ethnicity | <u>Instructional Staff</u> (carried forward from Part A) | <u>Research staff</u> | <u>Public Service staff</u> |
|--|--|-----------------------|-----------------------------|
| <u>U.S. Nonresident</u> | 0 | 0 | |
| <u>Hispanic/Latino</u> | 8 | | |
| <u>American Indian or Alaska Native</u> | 0 | | |
| <u>Asian</u> | 14 | | |
| <u>Black or African American</u> | 3 | | |
| <u>Native Hawaiian or Other Pacific Islander</u> | 0 | | |
| <u>White</u> | 65 | | |
| Two or more races | 3 | | |
| <u>Race and ethnicity unknown</u> | 0 | | |
| Total men | 93 | 0 | 0 |

Women

| Race/ethnicity | <u>Instructional Staff</u> (carried forward from Part A) | <u>Research staff</u> | <u>Public Service staff</u> |
|--|--|-----------------------|-----------------------------|
| <u>U.S. Nonresident</u> | 2 | | |
| <u>Hispanic/Latino</u> | 0 | | |
| <u>American Indian or Alaska Native</u> | 0 | | |
| <u>Asian</u> | 10 | | |
| <u>Black or African American</u> | 9 | | |
| <u>Native Hawaiian or Other Pacific Islander</u> | 0 | | |
| <u>White</u> | 83 | | |
| Two or more races | 1 | | |
| <u>Race and ethnicity unknown</u> | 1 | | |
| Total women | 106 | 0 | 0 |
| Total (men+women) | 199 | 0 | 0 |
| Total from prior year | 198 | | |

Institution: Indiana University-South Bend (151342)

User ID: 88G2401

Part B1 - Full-time Non-instructional Staff by Occupational Category - 2

Number of **Full-time** Non-instructional Staff by Occupational Category

As of November 1, 2024

- Report Hispanic/Latino individuals of any race as Hispanic/Latino
- Report race for non-Hispanic/Latino individuals only

Men

| Race/ethnicity | <u>Archivists, Curators, and Museum Technicians</u> 25-4010 | <u>Librarians and Media Collections Specialists</u> 25-4020 | <u>Library Technicians</u> 25-4030 | i <u>Student and Academic Affairs and Other Education Services Occupations</u> 25-2000 + 25-3000 + 25-9000 |
|--|--|--|---|--|
| <u>U.S. Nonresident</u> | <input type="text"/> | <input type="text"/> | <input type="text"/> | <input type="text"/> |
| <u>Hispanic/Latino</u> | <input type="text"/> | <input type="text"/> | <input type="text"/> | <input type="text"/> |
| <u>American Indian or Alaska Native</u> | <input type="text"/> | <input type="text"/> | <input type="text"/> | <input type="text"/> |
| <u>Asian</u> | <input type="text"/> | <input type="text" value="1"/> | <input type="text"/> | <input type="text"/> |
| <u>Black or African American</u> | <input type="text"/> | <input type="text"/> | <input type="text"/> | <input type="text" value="1"/> |
| <u>Native Hawaiian or Other Pacific Islander</u> | <input type="text"/> | <input type="text"/> | <input type="text"/> | <input type="text"/> |
| <u>White</u> | <input type="text"/> | <input type="text" value="3"/> | <input type="text"/> | <input type="text" value="3"/> |
| Two or more races | <input type="text"/> | <input type="text"/> | <input type="text"/> | <input type="text"/> |
| <u>Race and ethnicity unknown</u> | <input type="text"/> | <input type="text"/> | <input type="text"/> | <input type="text"/> |
| Total men | 0 | 4 | 0 | 4 |

Women

| Race/ethnicity | <u>Archivists, Curators, and Museum Technicians</u> 25-4010 | <u>Librarians and Media Collections Specialists</u> 25-4020 | <u>Library Technicians</u> 25-4030 | <u>Student and Academic Affairs and Other Education Services Occupations</u> 25-2000 + 25-3000 + 25-9000 |
|--|--|--|---|---|
| <u>U.S. Nonresident</u> | <input type="text"/> | <input type="text"/> | <input type="text"/> | <input type="text"/> |
| <u>Hispanic/Latino</u> | <input type="text"/> | <input type="text"/> | <input type="text"/> | <input type="text" value="2"/> |
| <u>American Indian or Alaska Native</u> | <input type="text"/> | <input type="text"/> | <input type="text"/> | <input type="text"/> |
| <u>Asian</u> | <input type="text"/> | <input type="text" value="1"/> | <input type="text"/> | <input type="text"/> |
| <u>Black or African American</u> | <input type="text"/> | <input type="text"/> | <input type="text"/> | <input type="text" value="1"/> |
| <u>Native Hawaiian or Other Pacific Islander</u> | <input type="text"/> | <input type="text"/> | <input type="text"/> | <input type="text"/> |
| <u>White</u> | <input type="text"/> | <input type="text" value="1"/> | <input type="text"/> | <input type="text" value="6"/> |
| Two or more races | <input type="text"/> | <input type="text"/> | <input type="text"/> | <input type="text"/> |
| <u>Race and ethnicity unknown</u> | <input type="text"/> | <input type="text"/> | <input type="text"/> | <input type="text"/> |
| Total women | 0 | 2 | 0 | 9 |
| Total (men+women) | 0 | 6 | 0 | 13 |
| Total from prior year | 2 | 5 | | 9 |

Institution: Indiana University-South Bend (151342)

User ID: 88G2401

Part B1 - Full-time Non-instructional Staff by Occupational Category - 3

Number of **Full-time Non-instructional Staff by Occupational Category**

As of November 1, 2024

- Report Hispanic/Latino individuals of any race as Hispanic/Latino
- Report race for non-Hispanic/Latino individuals only

Men

| Race/ethnicity | <u>Management Occupations</u> 11-0000 | <u>Business and Financial Operations Occupations</u> 13-0000 | <u>Computer, Engineering, and Science Occupations</u> 15-0000 + 17-0000 + 19-0000 | <u>Community, Social Service, Legal, Arts, Design, Entertainment, Sports, and Media Occupations</u> 21-0000 + 23-0000 + 27-0000 | <u>Healthcare Practitioners and Technical Occupations</u> 29-0000 |
|--|--|---|--|--|--|
| <u>U.S. Nonresident</u> | <input type="text"/> | <input type="text"/> | <input type="text"/> | <input type="text"/> | <input type="text"/> |
| <u>Hispanic/Latino</u> | <input type="text" value="1"/> | <input type="text"/> | <input type="text" value="1"/> | <input type="text" value="2"/> | <input type="text"/> |
| <u>American Indian or Alaska Native</u> | <input type="text"/> | <input type="text"/> | <input type="text"/> | <input type="text"/> | <input type="text"/> |
| <u>Asian</u> | <input type="text" value="4"/> | <input type="text"/> | <input type="text"/> | <input type="text"/> | <input type="text"/> |
| <u>Black or African American</u> | <input type="text"/> | <input type="text"/> | <input type="text"/> | <input type="text" value="3"/> | <input type="text"/> |
| <u>Native Hawaiian or Other Pacific Islander</u> | <input type="text"/> | <input type="text"/> | <input type="text"/> | <input type="text"/> | <input type="text"/> |
| <u>White</u> | <input type="text" value="16"/> | <input type="text" value="5"/> | <input type="text" value="10"/> | <input type="text" value="14"/> | <input type="text"/> |
| Two or more races | <input type="text"/> | <input type="text"/> | <input type="text" value="3"/> | <input type="text" value="1"/> | <input type="text"/> |
| <u>Race and ethnicity unknown</u> | <input type="text"/> | <input type="text"/> | <input type="text"/> | <input type="text"/> | <input type="text"/> |
| Total men | 21 | 5 | 14 | 20 | 0 |

Women

| Race/ethnicity | <u>Management Occupations</u> 11-0000 | <u>Business and Financial Operations Occupations</u> 13-0000 | <u>Computer, Engineering, and Science Occupations</u> 15-0000 + 17-0000 + 19-0000 | <u>Community, Social Service, Legal, Arts, Design, Entertainment, Sports, and Media Occupations</u> 21-0000 + 23-0000 + 27-0000 | <u>Healthcare Practitioners and Technical Occupations</u> 29-0000 |
|--|--|---|--|--|--|
| <u>U.S. Nonresident</u> | <input type="text"/> | <input type="text" value="1"/> | <input type="text"/> | <input type="text"/> | <input type="text"/> |
| <u>Hispanic/Latino</u> | <input type="text"/> | <input type="text"/> | <input type="text" value="1"/> | <input type="text" value="4"/> | <input type="text"/> |
| <u>American Indian or Alaska Native</u> | <input type="text"/> | <input type="text"/> | <input type="text"/> | <input type="text" value="1"/> | <input type="text"/> |
| <u>Asian</u> | <input type="text" value="1"/> | <input type="text"/> | <input type="text" value="1"/> | <input type="text" value="1"/> | <input type="text"/> |
| <u>Black or African American</u> | <input type="text" value="1"/> | <input type="text" value="1"/> | <input type="text" value="1"/> | <input type="text" value="2"/> | <input type="text"/> |
| <u>Native Hawaiian or Other Pacific Islander</u> | <input type="text"/> | <input type="text"/> | <input type="text"/> | <input type="text"/> | <input type="text"/> |
| <u>White</u> | <input type="text" value="14"/> | <input type="text" value="18"/> | <input type="text" value="2"/> | <input type="text" value="27"/> | <input type="text"/> |
| Two or more races | <input type="text" value="2"/> | <input type="text" value="1"/> | <input type="text"/> | <input type="text"/> | <input type="text"/> |
| <u>Race and ethnicity unknown</u> | <input type="text"/> | <input type="text"/> | <input type="text"/> | <input type="text"/> | <input type="text"/> |
| Total women | 18 | 21 | 5 | 35 | 0 |

| | | | | | |
|--------------------------|-----------|-----------|-----------|-----------|----------|
| Total (men+women) | 39 | 26 | 19 | 55 | 0 |
| Total from prior year | 38 | 26 | 18 | 53 | |

Institution: Indiana University-South Bend (151342)

User ID: 88G2401

Part B1 - Full-time Non-instructional Staff by Occupational Category - 4

Number of **Full-time Non-instructional Staff by Occupational Category**

As of November 1, 2024

- Report Hispanic/Latino individuals of any race as Hispanic/Latino
- Report race for non-Hispanic/Latino individuals only

Men

| Race/ethnicity | <u>Service Occupations</u> 31-0000 + 33-0000 + 35-0000 + 37-0000 + 39-0000 | <u>Sales and Related</u> <u>Occupations</u> 41-0000 | <u>Office and Administrative Support</u> <u>Occupations</u> 43-0000 | <u>Natural Resources, Construction, and</u> <u>Maintenance Occupations</u> 45-0000 + 47-0000 + 49-0000 | <u>Production, Transportation,</u> <u>and Material Moving</u> <u>Occupations</u> 51-0000 + 53-0000 | Grand Total (All full-time staff) |
|--|---|---|---|---|---|---|
| <u>U.S. Nonresident</u> | <input type="text"/> | <input type="text"/> | <input type="text"/> | <input type="text"/> | <input type="text"/> | 0 |
| <u>Hispanic/Latino</u> | <input type="text" value="3"/> | <input type="text"/> | <input type="text"/> | <input type="text" value="1"/> | <input type="text"/> | 16 |
| <u>American Indian or Alaska Native</u> | <input type="text" value="1"/> | <input type="text"/> | <input type="text" value="1"/> | <input type="text"/> | <input type="text"/> | 2 |
| <u>Asian</u> | <input type="text"/> | <input type="text"/> | <input type="text"/> | <input type="text"/> | <input type="text"/> | 19 |
| <u>Black or African American</u> | <input type="text" value="8"/> | <input type="text"/> | <input type="text"/> | <input type="text" value="1"/> | <input type="text"/> | 16 |
| <u>Native Hawaiian or Other Pacific Islander</u> | <input type="text"/> | <input type="text"/> | <input type="text"/> | <input type="text"/> | <input type="text"/> | 0 |
| <u>White</u> | <input type="text" value="14"/> | <input type="text"/> | <input type="text" value="5"/> | <input type="text" value="8"/> | <input type="text"/> | 143 |
| Two or more races | <input type="text"/> | <input type="text"/> | <input type="text"/> | <input type="text" value="1"/> | <input type="text"/> | 8 |
| <u>Race and ethnicity unknown</u> | <input type="text"/> | <input type="text"/> | <input type="text"/> | <input type="text"/> | <input type="text"/> | 0 |
| Total men | 26 | 0 | 6 | 11 | 0 | 204 |

Women

| Race/ethnicity | <u>Service Occupations</u> 31-0000 + 33-0000 + 35-0000 + 37-0000 + 39-0000 | <u>Sales and Related</u> <u>Occupations</u> 41-0000 | <u>Office and Administrative Support</u> <u>Occupations</u> 43-0000 | <u>Natural Resources, Construction, and</u> <u>Maintenance Occupations</u> 45-0000 + 47-0000 + 49-0000 | <u>Production, Transportation,</u> <u>and Material Moving</u> <u>Occupations</u> 51-0000 + 53-0000 | Grand Total (All full-time staff) |
|--|---|---|---|---|---|---|
| <u>U.S. Nonresident</u> | <input type="text"/> | <input type="text"/> | <input type="text"/> | <input type="text"/> | <input type="text"/> | 3 |
| <u>Hispanic/Latino</u> | <input type="text" value="2"/> | <input type="text"/> | <input type="text" value="3"/> | <input type="text"/> | <input type="text"/> | 12 |
| <u>American Indian or Alaska Native</u> | <input type="text"/> | <input type="text"/> | <input type="text"/> | <input type="text"/> | <input type="text"/> | 1 |
| <u>Asian</u> | <input type="text"/> | <input type="text"/> | <input type="text"/> | <input type="text"/> | <input type="text"/> | 14 |
| <u>Black or African American</u> | <input type="text" value="4"/> | <input type="text"/> | <input type="text" value="4"/> | <input type="text"/> | <input type="text"/> | 23 |
| <u>Native Hawaiian or Other Pacific Islander</u> | <input type="text"/> | <input type="text"/> | <input type="text"/> | <input type="text"/> | <input type="text"/> | 0 |
| <u>White</u> | <input type="text" value="5"/> | <input type="text"/> | <input type="text" value="31"/> | <input type="text"/> | <input type="text"/> | 187 |
| Two or more races | <input type="text" value="1"/> | <input type="text"/> | <input type="text" value="1"/> | <input type="text"/> | <input type="text"/> | 6 |
| <u>Race and ethnicity unknown</u> | <input type="text"/> | <input type="text"/> | <input type="text"/> | <input type="text"/> | <input type="text"/> | 1 |
| Total women | 12 | 0 | 39 | 0 | 0 | 247 |

| | | | | | | |
|--------------------------|-----------|----------|-----------|-----------|----------|------------|
| Total (men+women) | 38 | 0 | 45 | 11 | 0 | 451 |
| Total from prior year | 35 | | 45 | 14 | | 443 |

Institution: Indiana University-South Bend (151342)

User ID: 88G2401

Part B2 - Full-time Non-instructional Staff by Occupational Category and Tenure Status

Number of **Full-time Non-instructional Staff**

As of November 1, 2024

| Occupational category | With <u>Faculty Status</u> | | | | | | | Without Faculty Status | Total |
|--|---------------------------------|--------------------------------|----------------------------|------------------------|----------------------------------|--|--------------------------------|---------------------------------|-------|
| | <u>Tenured</u> | <u>On Tenure Track</u> | <u>Not on Tenure Track</u> | | | | | | |
| | | | <u>Multi-year</u> | <u>Annual contract</u> | <u>Less-than-annual contract</u> | <u>Indefinite duration (continuing or at-will)</u> | | | |
| <u>Research staff</u> | <input type="text"/> | <input type="text"/> | <input type="text"/> | <input type="text"/> | <input type="text"/> | <input type="text"/> | <input type="text"/> | <input type="text"/> | 0 |
| <u>Public Service staff</u> | <input type="text"/> | <input type="text"/> | <input type="text"/> | <input type="text"/> | <input type="text"/> | <input type="text"/> | <input type="text"/> | <input type="text"/> | 0 |
| <u>Archivists, Curators, and Museum Technicians</u> 25-4010 | <input type="text"/> | <input type="text"/> | <input type="text"/> | <input type="text"/> | <input type="text"/> | <input type="text"/> | <input type="text"/> | <input type="text"/> | 0 |
| <u>Librarians and Media Collections Specialists</u> 25-4020 | <input type="text" value="4"/> | <input type="text" value="2"/> | <input type="text"/> | <input type="text"/> | <input type="text"/> | <input type="text"/> | <input type="text"/> | <input type="text"/> | 6 |
| <u>Library Technicians</u> 25-4030 | <input type="text"/> | <input type="text"/> | <input type="text"/> | <input type="text"/> | <input type="text"/> | <input type="text"/> | <input type="text"/> | <input type="text"/> | 0 |
| ❶ <u>Student and Academic Affairs and Other Education Services Occupations</u> 25-2000 + 25-3000 + 25-9000 | <input type="text"/> | <input type="text"/> | <input type="text"/> | <input type="text"/> | <input type="text"/> | <input type="text"/> | <input type="text"/> | <input type="text" value="13"/> | 13 |
| <u>Management Occupations</u> 11-0000 | <input type="text" value="13"/> | <input type="text" value="3"/> | <input type="text"/> | <input type="text"/> | <input type="text"/> | <input type="text"/> | <input type="text" value="1"/> | <input type="text" value="22"/> | 39 |
| <u>Business and Financial Operations Occupations</u> 13-0000 | <input type="text"/> | <input type="text"/> | <input type="text"/> | <input type="text"/> | <input type="text"/> | <input type="text"/> | <input type="text"/> | <input type="text" value="26"/> | 26 |
| <u>Computer, Engineering, and Science Occupations</u> 15-0000 + 17-0000 + 19-0000 | <input type="text"/> | <input type="text"/> | <input type="text"/> | <input type="text"/> | <input type="text"/> | <input type="text"/> | <input type="text"/> | <input type="text" value="19"/> | 19 |
| <u>Community, Social Service, Legal, Arts, Design, Entertainment, Sports, and Media Occupations</u> 21-0000 + 23-0000 + 27-0000 | <input type="text"/> | <input type="text"/> | <input type="text"/> | <input type="text"/> | <input type="text"/> | <input type="text"/> | <input type="text"/> | <input type="text" value="55"/> | 55 |
| <u>Healthcare Practitioners and Technical Occupations</u> 29-0000 | <input type="text"/> | <input type="text"/> | <input type="text"/> | <input type="text"/> | <input type="text"/> | <input type="text"/> | <input type="text"/> | <input type="text"/> | 0 |
| Total | 17 | 5 | 0 | 0 | 0 | 1 | 135 | 158 | |
| Total from prior year | 18 | 4 | | | | 1 | 128 | 151 | |

Institution: Indiana University-South Bend (151342)

User ID: 88G2401

Part C - Full-time Summary

Summary of Full-time Staff

As of November 1, 2024

- Data will not be generated on this screen until the relevant screens in the previous section have been completed.

| Occupational category | | With Faculty Status | | | | | | Without Faculty Status | Total |
|--|--------------------------------|---------------------|-----------------|---------------------|-----------------|---------------------------|---|------------------------|-------|
| | | Tenured | On Tenure Track | Not on Tenure Track | | | | | |
| | | | | Multi-year | Annual contract | Less-than-annual contract | Indefinite duration (continuing or at-will) | | |
| Primarily Instruction | | 0 | 0 | 0 | 0 | 0 | 0 | 0 | 0 |
| | Exclusively credit | | | | | | | | 0 |
| | Exclusively not-for-credit | | | | | | | | 0 |
| | Combined credit/not-for-credit | | | | | | | | 0 |
| Instruction/research/public service staff | | 92 | 23 | 7 | 11 | | 66 | | 199 |
| Research staff | | | | | | | | | 0 |
| Public Service staff | | | | | | | | | 0 |
| Archivists, Curators, and Museum Technicians 25-4010 | | | | | | | | | 0 |
| Librarians and Media Collections Specialists 25-4020 | | 4 | 2 | | | | | | 6 |
| Library Technicians 25-4030 | | | | | | | | | 0 |
| Student and Academic Affairs and Other Education Services Occupations 25-2000 + 25-3000 + 25-9000 | | | | | | | | 13 | 13 |
| Management Occupations 11-0000 | | 13 | 3 | | | | 1 | 22 | 39 |
| Business and Financial Operations Occupations 13-0000 | | | | | | | | 26 | 26 |
| Computer, Engineering, and Science Occupations 15-0000 + 17-0000 + 19-0000 | | | | | | | | 19 | 19 |
| Community, Social Service, Legal, Arts, Design, Entertainment, Sports, and Media Occupations 21-0000 + 23-0000 + 27-0000 | | | | | | | | 55 | 55 |
| Healthcare Practitioners and Technical Occupations 29-0000 | | | | | | | | | 0 |
| Service Occupations 31-0000 + 33-0000 + 35-0000 + 37-0000 + 39-0000 | | | | | | | | | 38 |
| Sales and Related Occupations 41-0000 | | | | | | | | | 0 |
| Office and Administrative Support Occupations 43-0000 | | | | | | | | | 45 |
| Natural Resources, Construction, and Maintenance Occupations 45-0000 + 47-0000 + 49-0000 | | | | | | | | | 11 |
| Production, Transportation, and Material Moving Occupations 51-0000 + 53-0000 | | | | | | | | | 0 |
| Total | | | | | | | | | 451 |

Part G1 - Salaries Worksheet

- Number of Full-time Instructional Staff For Calculation of Total Number of Months**
- Annual Salary, 2024-25
- Report the number of instructional staff based on the number of months to be worked
 - Months reported should correspond with the number of months that staff worked (which may differ from the number of months over which they are paid)
 - Include ONLY full-time instructional staff
 - Include instructional staff *with* faculty status and *without* faculty status
 - Include instructional staff regardless of tenure status

| Academic Rank | Months worked | | | | | Total Staff | Total staff for salary reporting |
|---|---------------|-----------|-----------|----------|------------|-------------|----------------------------------|
| | 12 months | 11 months | 10 months | 9 months | < 9 months | | |
| Professors | 1 | 0 | 28 | 0 | 0 | 29 | 29 |
| Associate professors | 1 | 0 | 34 | 0 | 0 | 35 | 35 |
| Assistant professors | 2 | 0 | 12 | 0 | 0 | 14 | 14 |
| Instructors | | | | | | 0 | 0 |
| Lecturers | 0 | 0 | 15 | 0 | 0 | 15 | 15 |
| No academic rank | | | | | | 0 | 0 |
| Total men | 4 | 0 | 89 | 0 | 0 | 93 | 93 |
| Total men full-time instructional staff from Part A | | | | | | 93 | |

| Academic Rank | Months worked | | | | | Total Staff | Total staff for salary reporting |
|---|---------------|-----------|-----------|----------|------------|-------------|----------------------------------|
| | 12 months | 11 months | 10 months | 9 months | < 9 months | | |
| Professors | 2 | 0 | 31 | 0 | 0 | 33 | 33 |
| Associate professors | 6 | 0 | 18 | 0 | 0 | 24 | 24 |
| Assistant professors | 6 | 0 | 21 | 0 | 0 | 27 | 27 |
| Instructors | | | | | | 0 | 0 |
| Lecturers | 4 | 0 | 18 | 0 | 0 | 22 | 22 |
| No academic rank | | | | | | 0 | 0 |
| Total women | 18 | 0 | 88 | 0 | 0 | 106 | 106 |
| Total women full-time instructional staff from Part A | | | | | | 106 | |

| | | | | | | | |
|---|----|---|-----|---|---|-----|-----|
| Total (men+women) | 22 | 0 | 177 | 0 | 0 | 199 | 199 |
| Total (men+women) full-time instructional staff from Part A | | | | | | 199 | |

Part G2 - Salary Outlays for Instructional Staff

Salary Outlays for **Full-time Instructional Staff**

- Annual Salary Outlays, 2024-25
- Report the TOTAL ANNUAL salary outlays for the full-time instructional staff reported in the 12 months, 11 months, 10 months, and 9 months columns on the previous screen, Part G1 – Salaries Worksheet
 - Using the TOTAL ANNUAL salary outlays data provided, the system will calculate the Equated 9 months by academic rank and gender.

Men



| Academic Rank | Total staff for salary reporting (from Part G, screen 1) | Salary Outlays | | | | |
|----------------------|---|----------------|-----------|-----------|----------|------------------|
| | | 12 months | 11 months | 10 months | 9 months | Equated 9 months |
| Professors | 29 | 69,342 | 0 | 2,285,440 | 0 | 2,108,903 |
| Associate professors | 35 | 108,675 | 0 | 2,495,992 | 0 | 2,327,899 |
| Assistant professors | 14 | 150,399 | 0 | 800,750 | 0 | 833,474 |
| Instructors | 0 | | | | | 0 |
| Lecturers | 15 | 0 | 0 | 812,418 | 0 | 731,176 |
| No academic rank | 0 | | | | | 0 |
| Total men | 93 | 328,416 | 0 | 6,394,600 | 0 | 6,001,452 |

Women

| Academic Rank | Total staff for salary reporting (from Part G, screen 1) | Salary Outlays | | | | |
|----------------------|---|----------------|-----------|------------|----------|------------------|
| | | 12 months | 11 months | 10 months | 9 months | Equated 9 months |
| Professors | 33 | 252,989 | 0 | 2,285,827 | 0 | 2,246,986 |
| Associate professors | 24 | 587,716 | 0 | 1,292,871 | 0 | 1,604,371 |
| Assistant professors | 27 | 555,777 | 0 | 1,431,682 | 0 | 1,705,347 |
| Instructors | 0 | | | | | 0 |
| Lecturers | 22 | 264,245 | 0 | 952,148 | 0 | 1,055,117 |
| No academic rank | 0 | | | | | 0 |
| Total women | 106 | 1,660,727 | 0 | 5,962,528 | 0 | 6,611,820 |
| Total (men + women) | 199 | 1,989,143 | 0 | 12,357,128 | 0 | 12,613,272 |

Part G3 - Average Salaries for Instructional Staff by Academic Rank

Average Salary by academic rank for **Full-time Instructional Staff**
Annual Average Salaries, 2024-25

| Men | | | | | | |
|----------------------|---|-------------------------|-----------|-----------|----------|--|
| Academic Rank | Total staff for salary reporting (from Part G, screen 1) | Annual Average Salaries | | | | |
| | | 12 months | 11 months | 10 months | 9 months |  Equated 9 months |
| Professors | 29 | 69,342 | | 81,623 | | 72,721 |
| Associate professors | 35 | 108,675 | | 73,412 | | 66,511 |
| Assistant professors | 14 | 75,200 | | 66,729 | | 59,534 |
| Instructors | 0 | | | | | |
| Lecturers | 15 | | | 54,161 | | 48,745 |
| No academic rank | 0 | | | | | |
| Total men | 93 | 82,104 | | 71,849 | | 64,532 |
| Women | | | | | | |
| Academic Rank | Total staff for salary reporting (from Part G, screen 1) | Annual Average Salaries | | | | |
| | | 12 months | 11 months | 10 months | 9 months |  Equated 9 months |
| Professors | 33 | 126,495 | | 73,736 | | 68,090 |
| Associate professors | 24 | 97,953 | | 71,826 | | 66,849 |
| Assistant professors | 27 | 92,630 | | 68,175 | | 63,161 |
| Instructors | 0 | | | | | |
| Lecturers | 22 | 66,061 | | 52,897 | | 47,960 |
| No academic rank | 0 | | | | | |
| Total women | 106 | 92,263 | | 67,756 | | 62,376 |
| Total (men+women) | 199 | 90,416 | | 69,814 | | 63,383 |

Institution: Indiana University-South Bend (151342)

User ID: 88G2401

Part G4 - Salary Outlays for Non-instructional Staff

Salary Outlays for **Full-time Non-instructional Staff**

Annual Salary Outlays, 2024-25

| Occupational category | i Number of full-time staff (carried forward from the Part B - FT, non-instructional staff screens) | i Total annual salary outlays |
|--|---|--|
| <u>Research staff</u> | 0 | <input type="text"/> |
| <u>Public Service staff</u> | 0 | <input type="text"/> |
| <u>Library and Student and Academic Affairs and Other Education Services Occupations</u> 25-4000 + 25-2000 + 25-3000 + 25-9000 | 19 | <input type="text" value="1,008,842"/> |
| <u>Management Occupations</u> 11-0000 | 39 | <input type="text" value="4,636,256"/> |
| <u>Business and Financial Operations Occupations</u> 13-0000 | 26 | <input type="text" value="1,476,345"/> |
| <u>Computer, Engineering, and Science Occupations</u> 15-0000 + 17-0000 + 19-0000 | 19 | <input type="text" value="1,165,866"/> |
| <u>Community, Social Service, Legal, Arts, Design, Entertainment, Sports, and Media Occupations</u> 21-0000 + 23-0000 + 27-0000 | 55 | <input type="text" value="2,720,473"/> |
| <u>Healthcare Practitioners and Technical Occupations</u> 29-0000 | 0 | <input type="text"/> |
| <u>Service Occupations</u> 31-0000 + 33-0000 + 35-0000 + 37-0000 + 39-0000 | 38 | <input type="text" value="1,926,360"/> |
| <u>Sales and Related Occupations</u> 41-0000 | 0 | <input type="text"/> |
| <u>Office and Administrative Support Occupations</u> 43-0000 | 45 | <input type="text" value="1,704,040"/> |
| <u>Natural Resources, Construction, and Maintenance Occupations</u> 45-0000 + 47-0000 + 49-0000 | 11 | <input type="text" value="552,573"/> |
| <u>Production, Transportation, and Material Moving Occupations</u> 51-0000 + 53-0000 | 0 | <input type="text"/> |
| Total | 252 | 15,190,755 |
| Total from prior year | 245 | 14,139,612 |

Institution: Indiana University-South Bend (151342)

User ID: 88G2401

Part D - Part-time Staff by Occupational Category - 1

Number of **Part-time Staff** by Occupational Category

As of November 1, 2024

- Report Hispanic/Latino individuals of any race as Hispanic/Latino
- Report race for non-Hispanic/Latino individuals only

Men

| Race/ethnicity | <u>Instructional staff</u> | <u>Research staff</u> | <u>Public Service staff</u> |
|--|---------------------------------|-----------------------|-----------------------------|
| <u>U.S. Nonresident</u> | <input type="text"/> | <input type="text"/> | <input type="text"/> |
| <u>Hispanic/Latino</u> | <input type="text" value="3"/> | <input type="text"/> | <input type="text"/> |
| <u>American Indian or Alaska Native</u> | <input type="text"/> | <input type="text"/> | <input type="text"/> |
| <u>Asian</u> | <input type="text" value="1"/> | <input type="text"/> | <input type="text"/> |
| <u>Black or African American</u> | <input type="text" value="4"/> | <input type="text"/> | <input type="text"/> |
| <u>Native Hawaiian or Other Pacific Islander</u> | <input type="text"/> | <input type="text"/> | <input type="text"/> |
| <u>White</u> | <input type="text" value="46"/> | <input type="text"/> | <input type="text"/> |
| Two or more races | <input type="text"/> | <input type="text"/> | <input type="text"/> |
| <u>Race and ethnicity unknown</u> | <input type="text"/> | <input type="text"/> | <input type="text"/> |
| Total men | 54 | 0 | 0 |

Women

| Race/ethnicity | <u>Instructional staff</u> | <u>Research staff</u> | <u>Public Service staff</u> |
|--|---------------------------------|-----------------------|-----------------------------|
| <u>U.S. Nonresident</u> | <input type="text"/> | <input type="text"/> | <input type="text"/> |
| <u>Hispanic/Latino</u> | <input type="text" value="1"/> | <input type="text"/> | <input type="text"/> |
| <u>American Indian or Alaska Native</u> | <input type="text"/> | <input type="text"/> | <input type="text"/> |
| <u>Asian</u> | <input type="text" value="3"/> | <input type="text"/> | <input type="text"/> |
| <u>Black or African American</u> | <input type="text" value="2"/> | <input type="text"/> | <input type="text"/> |
| <u>Native Hawaiian or Other Pacific Islander</u> | <input type="text"/> | <input type="text"/> | <input type="text"/> |
| <u>White</u> | <input type="text" value="86"/> | <input type="text"/> | <input type="text"/> |
| Two or more races | <input type="text"/> | <input type="text"/> | <input type="text"/> |
| <u>Race and ethnicity unknown</u> | <input type="text"/> | <input type="text"/> | <input type="text"/> |
| Total women | 92 | 0 | 0 |

| | | | |
|--------------------------|------------|----------|----------|
| Total (men+women) | 146 | 0 | 0 |
| Total from prior year | 148 | | |

Institution: Indiana University-South Bend (151342)

User ID: 88G2401

Part D - Part-time Staff by Occupational Category - 2

Number of **Part-time Staff** by Occupational Category

As of November 1, 2024

- Report Hispanic/Latino individuals of any race as Hispanic/Latino
- Report race for non-Hispanic/Latino individuals only

Men

| Race/ethnicity | <u>Archivists, Curators, and Museum Technicians</u> 25-4010 | <u>Librarians and Media Collections Specialists</u> 25-4020 | <u>Library Technicians</u> 25-4030 | <u>Student and Academic Affairs and Other Education Services Occupations</u> 25-2000 + 25-3000 + 25-9000 | <u>Library and Student and Academic Affairs and Other Education Services Occupations</u> |
|--|--|--|---|---|--|
| <u>U.S. Nonresident</u> | <input type="text"/> | <input type="text"/> | <input type="text"/> | <input type="text"/> | 0 |
| <u>Hispanic/Latino</u> | <input type="text"/> | <input type="text"/> | <input type="text"/> | <input type="text"/> | 0 |
| <u>American Indian or Alaska Native</u> | <input type="text"/> | <input type="text"/> | <input type="text"/> | <input type="text"/> | 0 |
| <u>Asian</u> | <input type="text"/> | <input type="text"/> | <input type="text"/> | <input type="text"/> | 0 |
| <u>Black or African American</u> | <input type="text"/> | <input type="text"/> | <input type="text"/> | <input type="text"/> | 0 |
| <u>Native Hawaiian or Other Pacific Islander</u> | <input type="text"/> | <input type="text"/> | <input type="text"/> | <input type="text"/> | 0 |
| <u>White</u> | <input type="text" value="1"/> | <input type="text"/> | <input type="text"/> | <input type="text"/> | 1 |
| Two or more races | <input type="text"/> | <input type="text"/> | <input type="text"/> | <input type="text"/> | 0 |
| <u>Race and ethnicity unknown</u> | <input type="text"/> | <input type="text"/> | <input type="text"/> | <input type="text"/> | 0 |
| Total men | 1 | 0 | 0 | 0 | 1 |

Women

| Race/ethnicity | <u>Archivists, Curators, and Museum Technicians</u> 25-4010 | <u>Librarians and Media Collections Specialists</u> 25-4020 | <u>Library Technicians</u> 25-4030 | <u>Student and Academic Affairs and Other Education Services Occupations</u> 25-2000 + 25-3000 + 25-9000 | <u>Library and Student and Academic Affairs and Other Education Services Occupations</u> |
|--|--|--|---|---|--|
| <u>U.S. Nonresident</u> | <input type="text"/> | <input type="text"/> | <input type="text"/> | <input type="text"/> | 0 |
| <u>Hispanic/Latino</u> | <input type="text"/> | <input type="text"/> | <input type="text"/> | <input type="text"/> | 0 |
| <u>American Indian or Alaska Native</u> | <input type="text"/> | <input type="text"/> | <input type="text"/> | <input type="text"/> | 0 |
| <u>Asian</u> | <input type="text"/> | <input type="text"/> | <input type="text"/> | <input type="text"/> | 0 |
| <u>Black or African American</u> | <input type="text"/> | <input type="text"/> | <input type="text"/> | <input type="text"/> | 0 |
| <u>Native Hawaiian or Other Pacific Islander</u> | <input type="text"/> | <input type="text"/> | <input type="text"/> | <input type="text"/> | 0 |
| <u>White</u> | <input type="text"/> | <input type="text"/> | <input type="text"/> | <input type="text"/> | 0 |
| Two or more races | <input type="text"/> | <input type="text"/> | <input type="text"/> | <input type="text"/> | 0 |
| <u>Race and ethnicity unknown</u> | <input type="text"/> | <input type="text"/> | <input type="text"/> | <input type="text"/> | 0 |
| Total women | 0 | 0 | 0 | 0 | 0 |
| Total (men+women) | 1 | 0 | 0 | 0 | 1 |
| Total from prior year | | 1 | | | 1 |

Institution: Indiana University-South Bend (151342)

User ID: 88G2401

Part D - Part-time Staff by Occupational Category - 3

Number of Part-time Staff

As of November 1, 2024

- Report Hispanic/Latino individuals of any race as Hispanic/Latino
- Report race for non-Hispanic/Latino individuals only

Men

| Race/ethnicity | <u>Management Occupations</u> 11-0000 | <u>Business and Financial Operations Occupations</u> 13-0000 | <u>Computer, Engineering, and Science Occupations</u> 15-0000 + 17-0000 + 19-0000 | <u>Community, Social Service, Legal, Arts, Design, Entertainment, Sports, and Media Occupations</u> 21-0000 + 23-0000 + 27-0000 | <u>Healthcare Practitioners and Technical Occupations</u> 29-0000 |
|--|--|---|---|--|--|
| <u>U.S. Nonresident</u> | <input type="text" value="0"/> | <input type="text"/> | <input type="text"/> | <input type="text"/> | <input type="text"/> |
| <u>Hispanic/Latino</u> | <input type="text"/> | <input type="text"/> | <input type="text"/> | <input type="text"/> | <input type="text"/> |
| <u>American Indian or Alaska Native</u> | <input type="text"/> | <input type="text"/> | <input type="text"/> | <input type="text"/> | <input type="text"/> |
| <u>Asian</u> | <input type="text"/> | <input type="text"/> | <input type="text"/> | <input type="text"/> | <input type="text"/> |
| <u>Black or African American</u> | <input type="text"/> | <input type="text"/> | <input type="text"/> | <input type="text"/> | <input type="text"/> |
| <u>Native Hawaiian or Other Pacific Islander</u> | <input type="text"/> | <input type="text"/> | <input type="text"/> | <input type="text"/> | <input type="text"/> |
| <u>White</u> | <input type="text"/> | <input type="text"/> | <input type="text"/> | <input type="text"/> | <input type="text"/> |
| Two or more races | <input type="text"/> | <input type="text"/> | <input type="text"/> | <input type="text"/> | <input type="text"/> |
| <u>Race and ethnicity unknown</u> | <input type="text"/> | <input type="text"/> | <input type="text"/> | <input type="text"/> | <input type="text"/> |
| Total men | 0 | 0 | 0 | 0 | 0 |

Women

| Race/ethnicity | <u>Management Occupations</u> 11-0000 | <u>Business and Financial Operations Occupations</u> 13-0000 | <u>Computer, Engineering, and Science Occupations</u> 15-0000 + 17-0000 + 19-0000 | <u>Community, Social Service, Legal, Arts, Design, Entertainment, Sports, and Media Occupations</u> 21-0000 + 23-0000 + 27-0000 | <u>Healthcare Practitioners and Technical Occupations</u> 29-0000 |
|--|--|---|---|--|--|
| <u>U.S. Nonresident</u> | <input type="text"/> | <input type="text"/> | <input type="text"/> | <input type="text"/> | <input type="text"/> |
| <u>Hispanic/Latino</u> | <input type="text"/> | <input type="text"/> | <input type="text"/> | <input type="text"/> | <input type="text"/> |
| <u>American Indian or Alaska Native</u> | <input type="text"/> | <input type="text"/> | <input type="text"/> | <input type="text"/> | <input type="text"/> |
| <u>Asian</u> | <input type="text"/> | <input type="text"/> | <input type="text"/> | <input type="text"/> | <input type="text"/> |
| <u>Black or African American</u> | <input type="text"/> | <input type="text"/> | <input type="text"/> | <input type="text"/> | <input type="text"/> |
| <u>Native Hawaiian or Other Pacific Islander</u> | <input type="text"/> | <input type="text"/> | <input type="text"/> | <input type="text"/> | <input type="text"/> |
| <u>White</u> | <input type="text"/> | <input type="text"/> | <input type="text"/> | <input type="text"/> | <input type="text"/> |
| Two or more races | <input type="text"/> | <input type="text"/> | <input type="text"/> | <input type="text"/> | <input type="text"/> |
| <u>Race and ethnicity unknown</u> | <input type="text"/> | <input type="text"/> | <input type="text"/> | <input type="text"/> | <input type="text"/> |
| Total women | 0 | 0 | 0 | 0 | 0 |

| | | | | | |
|--------------------------|----------|----------|----------|----------|----------|
| Total (men+women) | 0 | 0 | 0 | 0 | 0 |
| Total from prior year | | | | | |

Institution: Indiana University-South Bend (151342)

User ID: 88G2401

Part D - Part-time Staff by Occupational Category - 4

Number of Part-time Staff

As of November 1, 2024

- Report Hispanic/Latino individuals of any race as Hispanic/Latino
- Report race for non-Hispanic/Latino individuals only

Men

| Race/ethnicity | <u>Service Occupations</u> 31-0000 + 33-0000 + 35-0000 + 37-0000 + 39-0000 | <u>Sales and Related Occupations</u> 41-0000 | <u>Office and Administrative Support Occupations</u> 43-0000 | <u>Natural Resources, Construction, and Maintenance Occupations</u> 45-0000 + 47-0000 + 49-0000 | <u>Production, Transportation, and Material Moving Occupations</u> 51-0000 + 53-0000 | Grand Total (All part-time staff) |
|--|---|---|---|---|---|--------------------------------------|
| <u>U.S. Nonresident</u> | <input type="text" value="0"/> | <input type="text"/> | <input type="text"/> | <input type="text"/> | <input type="text"/> | 0 |
| <u>Hispanic/Latino</u> | <input type="text"/> | <input type="text"/> | <input type="text"/> | <input type="text"/> | <input type="text"/> | 3 |
| <u>American Indian or Alaska Native</u> | <input type="text"/> | <input type="text"/> | <input type="text"/> | <input type="text"/> | <input type="text"/> | 0 |
| <u>Asian</u> | <input type="text"/> | <input type="text"/> | <input type="text"/> | <input type="text"/> | <input type="text"/> | 1 |
| <u>Black or African American</u> | <input type="text"/> | <input type="text"/> | <input type="text"/> | <input type="text"/> | <input type="text"/> | 4 |
| <u>Native Hawaiian or Other Pacific Islander</u> | <input type="text"/> | <input type="text"/> | <input type="text"/> | <input type="text"/> | <input type="text"/> | 0 |
| <u>White</u> | <input type="text"/> | <input type="text"/> | <input type="text"/> | <input type="text"/> | <input type="text"/> | 47 |
| Two or more races | <input type="text"/> | <input type="text"/> | <input type="text"/> | <input type="text"/> | <input type="text"/> | 0 |
| <u>Race and ethnicity unknown</u> | <input type="text"/> | <input type="text"/> | <input type="text"/> | <input type="text"/> | <input type="text"/> | 0 |
| Total men | 0 | 0 | 0 | 0 | 0 | 55 |

Women

| Race/ethnicity | <u>Service Occupations</u> 31-0000 + 33-0000 + 35-0000 + 37-0000 + 39-0000 | <u>Sales and Related Occupations</u> 41-0000 | <u>Office and Administrative Support Occupations</u> 43-0000 | <u>Natural Resources, Construction, and Maintenance Occupations</u> 45-0000 + 47-0000 + 49-0000 | <u>Production, Transportation, and Material Moving Occupations</u> 51-0000 + 53-0000 | Grand Total (All part-time staff) |
|--|---|---|---|---|---|--------------------------------------|
| <u>U.S. Nonresident</u> | <input type="text"/> | <input type="text"/> | <input type="text"/> | <input type="text"/> | <input type="text"/> | 0 |
| <u>Hispanic/Latino</u> | <input type="text"/> | <input type="text"/> | <input type="text"/> | <input type="text"/> | <input type="text"/> | 1 |
| <u>American Indian or Alaska Native</u> | <input type="text"/> | <input type="text"/> | <input type="text"/> | <input type="text"/> | <input type="text"/> | 0 |
| <u>Asian</u> | <input type="text"/> | <input type="text"/> | <input type="text"/> | <input type="text"/> | <input type="text"/> | 3 |
| <u>Black or African American</u> | <input type="text"/> | <input type="text"/> | <input type="text"/> | <input type="text"/> | <input type="text"/> | 2 |
| <u>Native Hawaiian or Other Pacific Islander</u> | <input type="text"/> | <input type="text"/> | <input type="text"/> | <input type="text"/> | <input type="text"/> | 0 |
| <u>White</u> | <input type="text"/> | <input type="text"/> | <input type="text"/> | <input type="text"/> | <input type="text"/> | 86 |
| Two or more races | <input type="text"/> | <input type="text"/> | <input type="text"/> | <input type="text"/> | <input type="text"/> | 0 |
| <u>Race and ethnicity unknown</u> | <input type="text"/> | <input type="text"/> | <input type="text"/> | <input type="text"/> | <input type="text"/> | 0 |
| Total women | 0 | 0 | 0 | 0 | 0 | 92 |

| | | | | | | |
|--------------------------|----------|----------|----------|----------|----------|------------|
| Total (men+women) | 0 | 0 | 0 | 0 | 0 | 147 |
| Total from prior year | | | 1 | | | 150 |




Institution: Indiana University-South Bend (151342)

User ID: 88G2401

Part E - Part-time Staff by Occupational Category and Tenure Status

Number of **Part-time Staff**

As of November 1, 2024

| Occupational category | | With <u>Faculty Status</u> | | | | | Without Faculty Status | Total |
|--|--|----------------------------|------------------------|----------------------------|------------------------|----------------------------------|------------------------|-------|
| | | <u>Tenured</u> | <u>On Tenure Track</u> | <u>Not on Tenure Track</u> | | | | |
| | | | | <u>Multi-year</u> | <u>Annual contract</u> | <u>Less-than-annual contract</u> | | |
| <u>Primarily Instruction</u> | | 0 | 0 | 0 | 0 | 0 | 0 | 0 |
| |  Exclusively credit | <input type="text"/> | <input type="text"/> | <input type="text"/> | <input type="text"/> | <input type="text"/> | <input type="text"/> | 0 |
| |  Exclusively not-for-credit | <input type="text"/> | <input type="text"/> | <input type="text"/> | <input type="text"/> | <input type="text"/> | <input type="text"/> | 0 |
| | Combined credit/not-for-credit | <input type="text"/> | <input type="text"/> | <input type="text"/> | <input type="text"/> | <input type="text"/> | <input type="text"/> | 0 |
| <u>Instruction/research/public service staff</u> | | <input type="text"/> | <input type="text"/> | <input type="text"/> | 1 | 144 | 1 | 146 |
| <u>Research staff</u> | | <input type="text"/> | <input type="text"/> | <input type="text"/> | <input type="text"/> | <input type="text"/> | <input type="text"/> | 0 |
| <u>Public Service staff</u> | | <input type="text"/> | <input type="text"/> | <input type="text"/> | <input type="text"/> | <input type="text"/> | <input type="text"/> | 0 |
| <u>Archivists, Curators, and Museum Technicians</u> <u>25-4010</u> | | <input type="text"/> | <input type="text"/> | <input type="text"/> | <input type="text"/> | <input type="text"/> | 1 | 1 |
| <u>Librarians and Media Collections Specialists</u> 25-4020 | | <input type="text"/> | <input type="text"/> | <input type="text"/> | <input type="text"/> | <input type="text"/> | <input type="text"/> | 0 |
| <u>Library Technicians</u> 25-4030 | | <input type="text"/> | <input type="text"/> | <input type="text"/> | <input type="text"/> | <input type="text"/> | <input type="text"/> | 0 |
|  <u>Student and Academic Affairs and Other Education Services Occupations</u> 25-2000 + 25-3000 + 25-9000 | | <input type="text"/> | <input type="text"/> | <input type="text"/> | <input type="text"/> | <input type="text"/> | <input type="text"/> | 0 |
| <u>Management Occupations</u> 11-0000 | | <input type="text"/> | <input type="text"/> | <input type="text"/> | <input type="text"/> | <input type="text"/> | <input type="text"/> | 0 |
| <u>Business and Financial Operations Occupations</u> 13-0000 | | <input type="text"/> | <input type="text"/> | <input type="text"/> | <input type="text"/> | <input type="text"/> | <input type="text"/> | 0 |
| <u>Computer, Engineering, and Science Occupations</u> 15-0000 + 17-0000 + 19-0000 | | <input type="text"/> | <input type="text"/> | <input type="text"/> | <input type="text"/> | <input type="text"/> | <input type="text"/> | 0 |
| <u>Community, Social Service, Legal, Arts, Design, Entertainment, Sports, and Media Occupations</u> 21-0000 + 23-0000 + 27-0000 | | <input type="text"/> | <input type="text"/> | <input type="text"/> | <input type="text"/> | <input type="text"/> | <input type="text"/> | 0 |
| <u>Healthcare Practitioners and Technical Occupations</u> 29-0000 | | <input type="text"/> | <input type="text"/> | <input type="text"/> | <input type="text"/> | <input type="text"/> | <input type="text"/> | 0 |
| Total | | 0 | 0 | 0 | 1 | 144 | 1 | 147 |
| Total from prior year | | 1 | 0 | 0 | 0 | 147 | 1 | 149 |

Institution: Indiana University-South Bend (151342)

User ID: 88G2401

Part F - Part-time Summary

Summary of Part-time Staff

As of November 1, 2024

| Occupational category | | With Faculty Status | | | | | Without Faculty Status | Total |
|--|--------------------------------|---------------------|-----------------|---------------------|-----------------|---------------------------|------------------------|-------|
| | | Tenured | On Tenure Track | Not on Tenure Track | | | | |
| | | | | Multi-year | Annual contract | Less-than-annual contract | | |
| Primarily Instruction | | 0 | 0 | 0 | 0 | 0 | 0 | 0 |
| | Exclusively credit | | | | | | | 0 |
| | Exclusively not-for-credit | | | | | | | 0 |
| | Combined credit/not-for-credit | | | | | | | 0 |
| Instruction/research/public service staff | | | | | 1 | 144 | 1 | 146 |
| Research staff | | | | | | | | 0 |
| Public Service staff | | | | | | | | 0 |
| Archivists, Curators, and Museum Technicians 25-4010 | | | | | | | 1 | 1 |
| Librarians and Media Collections Specialists 25-4020 | | | | | | | | 0 |
| Library Technicians 25-4030 | | | | | | | | 0 |
| Student and Academic Affairs and Other Education Services Occupations 25-2000 + 25-3000 + 25-9000 | | | | | | | | 0 |
| Management Occupations 11-0000 | | | | | | | | 0 |
| Business and Financial Operations Occupations 13-0000 | | | | | | | | 0 |
| Computer, Engineering, and Science Occupations 15-0000 + 17-0000 + 19-0000 | | | | | | | | 0 |
| Community, Social Service, Legal, Arts, Design, Entertainment, Sports, and Media Occupations 21-0000 + 23-0000 + 27-0000 | | | | | | | | 0 |
| Healthcare Practitioners and Technical Occupations 29-0000 | | | | | | | | 0 |
| Service Occupations 31-0000 + 33-0000 + 35-0000 + 37-0000 + 39-0000 | | | | | | | | 0 |
| Sales and Related Occupations 41-0000 | | | | | | | | 0 |
| Office and Administrative Support Occupations 43-0000 | | | | | | | | 0 |
| Natural Resources, Construction, and Maintenance Occupations 45-0000 + 47-0000 + 49-0000 | | | | | | | | 0 |
| Production, Transportation, and Material Moving Occupations 51-0000 + 53-0000 | | | | | | | | 0 |
| Total | | | | | | | | 147 |

Institution: Indiana University-South Bend (151342)

User ID: 88G2401

Part H - New Hires, Full-time Instructional Staff by Tenure Status

Number of **Newly Hired Full-time Permanent Instructional Staff**

(Hired full-time between November 1, 2023 - October 31, 2024 and on the payroll as of November 1, 2024)

- Report Hispanic/Latino individuals of any race as Hispanic/Latino
- Report race for non-Hispanic/Latino individuals only
- Include Primarily Instruction and Instruction Combined with Research and Public Service

Men

| Race/ethnicity | With <u>Faculty Status</u> | | | | | | | Without Faculty Status | Total |
|--|--------------------------------|--------------------------------|----------------------------|--------------------------------|----------------------------------|--|--------------------------------|------------------------|-----------|
| | <u>Tenured</u> | <u>On Tenure Track</u> | <u>Not on Tenure Track</u> | | | | | | |
| | | | <u>Multi-year</u> | <u>Annual contract</u> | <u>Less-than-annual contract</u> | <u>Indefinite duration (continuing or at-will)</u> | | | |
| <u>U.S. Nonresident</u> | <input type="text"/> | <input type="text"/> | <input type="text"/> | <input type="text"/> | <input type="text"/> | <input type="text"/> | <input type="text"/> | <input type="text"/> | 0 |
| <u>Hispanic/Latino</u> | <input type="text" value="1"/> | <input type="text"/> | <input type="text"/> | <input type="text"/> | <input type="text"/> | <input type="text"/> | <input type="text"/> | <input type="text"/> | 1 |
| <u>American Indian or Alaska Native</u> | <input type="text"/> | <input type="text"/> | <input type="text"/> | <input type="text"/> | <input type="text"/> | <input type="text"/> | <input type="text"/> | <input type="text"/> | 0 |
| <u>Asian</u> | <input type="text" value="1"/> | <input type="text" value="2"/> | <input type="text"/> | <input type="text"/> | <input type="text"/> | <input type="text"/> | <input type="text"/> | <input type="text"/> | 3 |
| <u>Black or African American</u> | <input type="text"/> | <input type="text"/> | <input type="text"/> | <input type="text"/> | <input type="text"/> | <input type="text"/> | <input type="text"/> | <input type="text"/> | 0 |
| <u>Native Hawaiian or Other Pacific Islander</u> | <input type="text"/> | <input type="text"/> | <input type="text"/> | <input type="text"/> | <input type="text"/> | <input type="text"/> | <input type="text"/> | <input type="text"/> | 0 |
| <u>White</u> | <input type="text" value="3"/> | <input type="text" value="1"/> | <input type="text"/> | <input type="text" value="2"/> | <input type="text"/> | <input type="text"/> | <input type="text" value="1"/> | <input type="text"/> | 7 |
| Two or more races | <input type="text"/> | <input type="text"/> | <input type="text"/> | <input type="text"/> | <input type="text"/> | <input type="text"/> | <input type="text"/> | <input type="text"/> | 0 |
| <u>Race and ethnicity unknown</u> | <input type="text"/> | <input type="text"/> | <input type="text"/> | <input type="text"/> | <input type="text"/> | <input type="text"/> | <input type="text"/> | <input type="text"/> | 0 |
| Total men | 5 | 3 | 0 | 2 | 0 | 1 | 0 | 0 | 11 |

Women

| Race/ethnicity | With <u>Faculty Status</u> | | | | | | Without Faculty Status | Total |
|--|--------------------------------|--------------------------------|----------------------------|--------------------------------|----------------------------------|--|------------------------|--------------------------------|
| | <u>Tenured</u> | <u>On Tenure Track</u> | <u>Not on Tenure Track</u> | | | | | |
| | | | <u>Multi-year</u> | <u>Annual contract</u> | <u>Less-than-annual contract</u> | <u>Indefinite duration (continuing or at-will)</u> | | |
| <u>U.S. Nonresident</u> | <input type="text"/> | <input type="text" value="1"/> | <input type="text"/> | <input type="text"/> | <input type="text"/> | <input type="text" value="1"/> | <input type="text"/> | <input type="text" value="2"/> |
| <u>Hispanic/Latino</u> | <input type="text"/> | <input type="text"/> | <input type="text"/> | <input type="text"/> | <input type="text"/> | <input type="text"/> | <input type="text"/> | <input type="text" value="0"/> |
| <u>American Indian or Alaska Native</u> | <input type="text"/> | <input type="text"/> | <input type="text"/> | <input type="text"/> | <input type="text"/> | <input type="text"/> | <input type="text"/> | <input type="text" value="0"/> |
| <u>Asian</u> | <input type="text" value="2"/> | <input type="text"/> | <input type="text"/> | <input type="text"/> | <input type="text"/> | <input type="text" value="1"/> | <input type="text"/> | <input type="text" value="3"/> |
| <u>Black or African American</u> | <input type="text"/> | <input type="text"/> | <input type="text"/> | <input type="text" value="1"/> | <input type="text"/> | <input type="text"/> | <input type="text"/> | <input type="text" value="1"/> |
| <u>Native Hawaiian or Other Pacific Islander</u> | <input type="text"/> | <input type="text"/> | <input type="text"/> | <input type="text"/> | <input type="text"/> | <input type="text"/> | <input type="text"/> | <input type="text" value="0"/> |
| <u>White</u> | <input type="text" value="4"/> | <input type="text"/> | <input type="text"/> | <input type="text" value="1"/> | <input type="text"/> | <input type="text" value="1"/> | <input type="text"/> | <input type="text" value="6"/> |
| Two or more races | <input type="text"/> | <input type="text"/> | <input type="text"/> | <input type="text"/> | <input type="text"/> | <input type="text"/> | <input type="text"/> | <input type="text" value="0"/> |
| <u>Race and ethnicity unknown</u> | <input type="text"/> | <input type="text"/> | <input type="text"/> | <input type="text"/> | <input type="text"/> | <input type="text"/> | <input type="text"/> | <input type="text" value="0"/> |
| Total women | 6 | 1 | 0 | 2 | 0 | 3 | 0 | 12 |
| | | | | | | | | |
| Total (men+women) | 11 | 4 | 0 | 4 | 0 | 4 | 0 | 23 |

Institution: Indiana University-South Bend (151342)

User ID: 88G2401

Part H - New Hires, Full-time Staff by Occupational Category - 1

Number of Newly Hired Full-time Permanent Non-instructional Staff

(Hired full-time between November 1, 2023 - October 31, 2024 and on the payroll as of November 1, 2024)

- Report Hispanic/Latino individuals of any race as Hispanic/Latino
- Report race for non-Hispanic/Latino individuals only

Men

| Race/ethnicity | <u>Instructional Staff</u> (from Part H, screen 1) | <u>Research staff</u> | <u>Public Service staff</u> | <u>Library and Student and Academic Affairs and Other Education Services Occupations</u> 25-4000 + 25-2000 + 25-3000 + 25-9000 |
|--|---|-----------------------|-----------------------------|---|
| <u>U.S. Nonresident</u> | 0 | <input type="text"/> | <input type="text"/> | <input type="text"/> |
| <u>Hispanic/Latino</u> | 1 | <input type="text"/> | <input type="text"/> | <input type="text"/> |
| <u>American Indian or Alaska Native</u> | 0 | <input type="text"/> | <input type="text"/> | <input type="text"/> |
| <u>Asian</u> | 3 | <input type="text"/> | <input type="text"/> | <input type="text"/> |
| <u>Black or African American</u> | 0 | <input type="text"/> | <input type="text"/> | <input type="text"/> |
| <u>Native Hawaiian or Other Pacific Islander</u> | 0 | <input type="text"/> | <input type="text"/> | <input type="text"/> |
| <u>White</u> | 7 | <input type="text"/> | <input type="text"/> | <input type="text"/> |
| Two or more races | 0 | <input type="text"/> | <input type="text"/> | <input type="text"/> |
| <u>Race and ethnicity unknown</u> | 0 | <input type="text"/> | <input type="text"/> | <input type="text"/> |
| Total men | 11 | 0 | 0 | 0 |

Women

| Race/ethnicity | <u>Instructional Staff</u> (from Part H, screen 1) | <u>Research staff</u> | <u>Public Service staff</u> | <u>Library and Student and Academic Affairs and Other Education Services Occupations</u> 25-4000 + 25-2000 + 25-3000 + 25-9000 |
|--|---|-----------------------|-----------------------------|---|
| <u>U.S. Nonresident</u> | 2 | <input type="text"/> | <input type="text"/> | <input type="text"/> |
| <u>Hispanic/Latino</u> | 0 | <input type="text"/> | <input type="text"/> | <input type="text" value="1"/> |
| <u>American Indian or Alaska Native</u> | 0 | <input type="text"/> | <input type="text"/> | <input type="text"/> |
| <u>Asian</u> | 3 | <input type="text"/> | <input type="text"/> | <input type="text"/> |
| <u>Black or African American</u> | 1 | <input type="text"/> | <input type="text"/> | <input type="text"/> |
| <u>Native Hawaiian or Other Pacific Islander</u> | 0 | <input type="text"/> | <input type="text"/> | <input type="text"/> |
| <u>White</u> | 6 | <input type="text"/> | <input type="text"/> | <input type="text"/> |
| Two or more races | 0 | <input type="text"/> | <input type="text"/> | <input type="text"/> |
| <u>Race and ethnicity unknown</u> | 0 | <input type="text"/> | <input type="text"/> | <input type="text"/> |
| Total women | 12 | 0 | 0 | 1 |
| Total (men+women) | 23 | 0 | 0 | 1 |

Institution: Indiana University-South Bend (151342)

User ID: 88G2401

Part H - New Hires, Full-time Staff by Occupational Category - 2

Number of **Newly Hired Full-time Permanent Non-instructional Staff**

(Hired full-time between November 1, 2023 - October 31, 2024 and on the payroll as of November 1, 2024)

- Report Hispanic/Latino individuals of any race as Hispanic/Latino
- Report race for non-Hispanic/Latino individuals only

Men

| Race/ethnicity | <u>Management Occupations</u> 11-0000 | <u>Business and Financial Operations Occupations</u> 13-0000 | <u>Computer, Engineering, and Science Occupations</u> 15-0000 + 17-0000 + 19-0000 | <u>Community, Social Service, Legal, Arts, Design, Entertainment, Sports, and Media Occupations</u> 21-0000 + 23-0000 + 27-0000 | <u>Healthcare Practitioners and Technical Occupations</u> 29-0000 |
|--|--|---|--|--|--|
| <u>U.S. Nonresident</u> | <input type="text"/> | <input type="text"/> | <input type="text"/> | <input type="text"/> | <input type="text"/> |
| <u>Hispanic/Latino</u> | <input type="text"/> | <input type="text"/> | <input type="text" value="1"/> | <input type="text" value="1"/> | <input type="text"/> |
| <u>American Indian or Alaska Native</u> | <input type="text"/> | <input type="text"/> | <input type="text"/> | <input type="text"/> | <input type="text"/> |
| <u>Asian</u> | <input type="text"/> | <input type="text"/> | <input type="text"/> | <input type="text"/> | <input type="text"/> |
| <u>Black or African American</u> | <input type="text"/> | <input type="text"/> | <input type="text"/> | <input type="text"/> | <input type="text"/> |
| <u>Native Hawaiian or Other Pacific Islander</u> | <input type="text"/> | <input type="text"/> | <input type="text"/> | <input type="text"/> | <input type="text"/> |
| <u>White</u> | <input type="text" value="1"/> | <input type="text" value="2"/> | <input type="text"/> | <input type="text"/> | <input type="text"/> |
| Two or more races | <input type="text"/> | <input type="text"/> | <input type="text"/> | <input type="text"/> | <input type="text"/> |
| <u>Race and ethnicity, unknown</u> | <input type="text"/> | <input type="text"/> | <input type="text"/> | <input type="text"/> | <input type="text"/> |
| Total men | 1 | 2 | 1 | 1 | 0 |

Women

| Race/ethnicity | <u>Management Occupations</u> 11-0000 | <u>Business and Financial Operations Occupations</u> 13-0000 | <u>Computer, Engineering, and Science Occupations</u> 15-0000 + 17-0000 + 19-0000 | <u>Community, Social Service, Legal, Arts, Design, Entertainment, Sports, and Media Occupations</u> 21-0000 + 23-0000 + 27-0000 | <u>Healthcare Practitioners and Technical Occupations</u> 29-0000 |
|--|--|---|--|--|--|
| <u>U.S. Nonresident</u> | <input type="text"/> | <input type="text"/> | <input type="text"/> | <input type="text"/> | <input type="text"/> |
| <u>Hispanic/Latino</u> | <input type="text"/> | <input type="text"/> | <input type="text"/> | <input type="text" value="1"/> | <input type="text"/> |
| <u>American Indian or Alaska Native</u> | <input type="text"/> | <input type="text"/> | <input type="text"/> | <input type="text" value="1"/> | <input type="text"/> |
| <u>Asian</u> | <input type="text"/> | <input type="text"/> | <input type="text"/> | <input type="text"/> | <input type="text"/> |
| <u>Black or African American</u> | <input type="text"/> | <input type="text"/> | <input type="text"/> | <input type="text" value="1"/> | <input type="text"/> |
| <u>Native Hawaiian or Other Pacific Islander</u> | <input type="text"/> | <input type="text"/> | <input type="text"/> | <input type="text"/> | <input type="text"/> |
| <u>White</u> | <input type="text"/> | <input type="text" value="1"/> | <input type="text"/> | <input type="text" value="5"/> | <input type="text"/> |
| Two or more races | <input type="text"/> | <input type="text"/> | <input type="text"/> | <input type="text"/> | <input type="text"/> |
| <u>Race and ethnicity, unknown</u> | <input type="text"/> | <input type="text"/> | <input type="text"/> | <input type="text"/> | <input type="text"/> |
| Total women | 0 | 1 | 0 | 8 | 0 |
| Total (men+women) | 1 | 3 | 1 | 9 | 0 |

Institution: Indiana University-South Bend (151342)

User ID: 88G2401

Part H - New Hires, Full-time Staff by Occupational Category - 3

Number of **Newly Hired Full-time Permanent Non-instructional Staff**

(Hired full-time between November 1, 2023 - October 31, 2024 and on the payroll as of November 1, 2024)

- Report Hispanic/Latino individuals of any race as Hispanic/Latino
- Report race for non-Hispanic/Latino individuals only

Men

| Race/ethnicity | <u>Service Occupations</u> 31-0000 + 33-0000 + 35-0000 + 37-0000 + 39-0000 | <u>Sales and Related</u> <u>Occupations</u> 41-0000 | <u>Office and Administrative</u> <u>Support Occupations</u> 43-0000 | <u>Natural Resources, Construction, and</u> <u>Maintenance Occupations</u> 45-0000 + 47-0000 + 49-0000 | <u>Production, Transportation, and</u> <u>Material Moving Occupations</u> 51-0000 + 53-0000 | Grand Total (All full-time new hires) |
|--|---|---|---|---|---|--|
| <u>U.S. Nonresident</u> | <input type="text"/> | <input type="text"/> | <input type="text"/> | <input type="text"/> | <input type="text"/> | 0 |
| <u>Hispanic/Latino</u> | <input type="text" value="1"/> | <input type="text"/> | <input type="text"/> | <input type="text" value="1"/> | <input type="text"/> | 5 |
| <u>American Indian or Alaska Native</u> | <input type="text"/> | <input type="text"/> | <input type="text"/> | <input type="text"/> | <input type="text"/> | 0 |
| <u>Asian</u> | <input type="text"/> | <input type="text"/> | <input type="text"/> | <input type="text"/> | <input type="text"/> | 3 |
| <u>Black or African American</u> | <input type="text" value="3"/> | <input type="text"/> | <input type="text"/> | <input type="text" value="1"/> | <input type="text"/> | 4 |
| <u>Native Hawaiian or Other Pacific Islander</u> | <input type="text"/> | <input type="text"/> | <input type="text"/> | <input type="text"/> | <input type="text"/> | 0 |
| <u>White</u> | <input type="text" value="2"/> | <input type="text"/> | <input type="text"/> | <input type="text"/> | <input type="text"/> | 12 |
| Two or more races | <input type="text"/> | <input type="text"/> | <input type="text"/> | <input type="text"/> | <input type="text"/> | 0 |
| <u>Race and ethnicity unknown</u> | <input type="text"/> | <input type="text"/> | <input type="text"/> | <input type="text"/> | <input type="text"/> | 0 |
| Total men | 6 | 0 | 0 | 2 | 0 | 24 |

Women

| Race/ethnicity | <u>Service Occupations</u> 31-0000 + 33-0000 + 35-0000 + 37-0000 + 39-0000 | <u>Sales and Related</u> <u>Occupations</u> 41-0000 | <u>Office and Administrative</u> <u>Support Occupations</u> 43-0000 | <u>Natural Resources, Construction, and</u> <u>Maintenance Occupations</u> 45-0000 + 47-0000 + 49-0000 | <u>Production, Transportation, and</u> <u>Material Moving Occupations</u> 51-0000 + 53-0000 | Grand Total (All full-time new hires) |
|--|---|---|---|---|---|--|
| <u>U.S. Nonresident</u> | <input type="text"/> | <input type="text"/> | <input type="text"/> | <input type="text"/> | <input type="text"/> | 2 |
| <u>Hispanic/Latino</u> | <input type="text" value="2"/> | <input type="text"/> | <input type="text"/> | <input type="text"/> | <input type="text"/> | 4 |
| <u>American Indian or Alaska Native</u> | <input type="text"/> | <input type="text"/> | <input type="text"/> | <input type="text"/> | <input type="text"/> | 1 |
| <u>Asian</u> | <input type="text"/> | <input type="text"/> | <input type="text"/> | <input type="text"/> | <input type="text"/> | 3 |
| <u>Black or African American</u> | <input type="text"/> | <input type="text"/> | <input type="text"/> | <input type="text"/> | <input type="text"/> | 2 |
| <u>Native Hawaiian or Other Pacific Islander</u> | <input type="text"/> | <input type="text"/> | <input type="text"/> | <input type="text"/> | <input type="text"/> | 0 |
| <u>White</u> | <input type="text" value="1"/> | <input type="text"/> | <input type="text" value="3"/> | <input type="text"/> | <input type="text"/> | 16 |
| Two or more races | <input type="text" value="1"/> | <input type="text"/> | <input type="text" value="1"/> | <input type="text"/> | <input type="text"/> | 2 |
| <u>Race and ethnicity unknown</u> | <input type="text"/> | <input type="text"/> | <input type="text"/> | <input type="text"/> | <input type="text"/> | 0 |
| Total women | 4 | 0 | 4 | 0 | 0 | 30 |
| Total (men+women) | 10 | 0 | 4 | 2 | 0 | 54 |

Institution: Indiana University-South Bend (151342)

User ID: 88G2401

Human Resources Survey Evaluation

Were any staff members difficult to categorize? If so, please explain in the box below.

Prepared by

Prepared by

- Reporting Reminders:
- The name of the preparer is being collected so that we can follow up with the appropriate person in the event that there are questions concerning the data.
 - The Keyholder will be copied on all email correspondence to other preparers.
 - The time it took to prepare this component is being collected so that we can continue to improve our estimate of the reporting burden associated with IPEDS.
 - Please include in your estimate the time it took for you to review instructions, query and search data sources, complete and review the component, and submit the data through the Data Collection System.
 - Thank you for your assistance.

| | | | |
|---|-----------------|----------------------------------|--------------------------|
| This survey component was prepared by: | | | |
| <input type="radio"/> | Keyholder | <input type="radio"/> | SFA Contact |
| <input type="radio"/> | Finance Contact | <input type="radio"/> | Academic Library Contact |
| <input type="radio"/> | | <input checked="" type="radio"/> | HR Contact |
| <input type="radio"/> | | <input type="radio"/> | Other |
| Name: <input type="text" value="Ken Pattillo"/> | | | |
| Email: <input type="text" value="kpattill@iu.edu"/> | | | |

| | |
|--|--------------------------------------|
| How many staff from your institution only were involved in the data collection and reporting process of this survey component? | |
| <input type="text" value="2.00"/> | Number of Staff (including yourself) |

| How many hours did you and others from your institution only spend on each of the steps below when responding to this survey component? <i>Exclude the hours spent collecting data for state and other reporting purposes.</i> | | | | |
|---|---|---|---|---|
| Staff member | Collecting Data Needed | Revising Data to Match IPEDS Requirements | Entering Data | Revising and Locking Data |
| Your office | <input type="text" value="1.00"/> hours | <input type="text" value="1.00"/> hours | <input type="text" value="1.00"/> hours | <input type="text" value="2.25"/> hours |
| Other offices | <input type="text"/> hours | <input type="text"/> hours | <input type="text"/> hours | <input type="text"/> hours |

Institution: Indiana University-South Bend (151342)

User ID: 88G2401

Summary

Human Resources Component Summary

The purpose of this summary is to provide you an opportunity to view some of the data that, when accepted through the IPEDS quality control process, will appear on the [College Navigator](#) website and/or your institution's Data Feedback Report (DFR). In addition, all data reported in IPEDS survey components become publicly available through the [IPEDS Use the Data](#) and appear as aggregated statistics in various Department of Education reports. [College Navigator](#) is updated approximately three months after the data collection period closes and DFRs will be available through the [IPEDS Use the Data](#) and sent to your institution's CEO at the end of 2025.

Please review your data for accuracy. If you have questions about the data displayed below or after reviewing the data reported on the survey screens, please contact the IPEDS Help Desk at: 1-877-225-2568 or ipedshelp@rti.org.

| Number of staff by employment status and occupational category: Fall 2024 | | | | |
|---|--|---------------------------|---------------------------|-----------|
| Occupational category | | Reported values | | FTE staff |
| | | Number of full-time staff | Number of part-time staff | |
| Total number of staff | | 451 | 147 | 500 |
| | Instructional Staff | 199 | 146 | 248 |
| Primarily Instruction | | 0 | 0 | 0 |
| Exclusively credit | | 0 | 0 | 0 |
| Exclusively not-for-credit | | 0 | 0 | 0 |
| Combined credit/not-for-credit | | 0 | 0 | 0 |
| Instruction/research/public service staff | | 199 | 146 | 248 |
| | Research staff | 0 | 0 | 0 |
| | Public Service staff | 0 | 0 | 0 |
| | Library and Student and Academic Affairs and Other Education Services Occupations SOC | 19 | 1 | 19 |
| Librarians, Curators, and Archivists SOC 25-4000 | | 6 | 1 | 6 |
| Archivists, Curators, and Museum Technicians 25-4010 | | 0 | 1 | 0 |
| Librarians and Media Collections Specialists 25-4020 | | 6 | 0 | 6 |
| Library Technicians 25-4030 | | 0 | 0 | 0 |
| Student and Academic Affairs and Other Education Services Occupations 25-2000 + 25-3000 + 25-9000 | | 13 | 0 | 13 |
| | Management Occupations 11-0000 | 39 | 0 | 39 |
| | Business and Financial Operations Occupations 13-0000 | 26 | 0 | 26 |
| | Computer, Engineering, and Science Occupations 15-0000 + 17-0000 + 19-0000 | 19 | 0 | 19 |
| | Community, Social Service, Legal, Arts, Design, Entertainment, Sports, and Media Occupations 21-0000 + 23-0000 + 27-0000 | 55 | 0 | 55 |
| | Healthcare Practitioners and Technical Occupations 29-0000 | 0 | 0 | 0 |
| | Service Occupations 31-0000 + 33-0000 + 35-0000 + 37-0000 + 39-0000 | 38 | 0 | 38 |
| | Sales and Related Occupations 41-0000 | 0 | 0 | 0 |
| | Office and Administrative Support Occupations 43-0000 | 45 | 0 | 45 |
| | Natural Resources, Construction, and Maintenance Occupations 45-0000 + 47-0000 + 49-0000 | 11 | 0 | 11 |
| | Production, Transportation, and Material Moving Occupations 51-0000 + 53-0000 | 0 | 0 | 0 |
| NOTE: Full-time-equivalent (FTE) staff is calculated by summing the total number of full-time staff and adding one-third of the total number of part-time staff. Graduate assistants are not included in the above figures. Many of the FTE figures may be included in the DFR. | | | | |

| Salaries of full-time instructional staff by contract length and academic rank: Academic year 2024-25 | | | | | | | | |
|---|---------------------------------|-----------|-----------|----------|-------------------------------------|---------------------------|------------------------|---|
| Academic Rank | Months Covered by Annual Salary | | | | Total Staff for Salary reporting | Total Number of Months | Salary Outlays (\$) | Weighted Average Monthly Salaries (\$) |
| | 12 months | 11 months | 10 months | 9 months | | | | |
| All Ranks | 22 | 0 | 177 | 0 | 199 | 2,034 | 14,346,271 | 7,053 |
| Professors | 3 | 0 | 59 | 0 | 62 | 626 | 4,893,598 | 7,817 |
| Associate professors | 7 | 0 | 52 | 0 | 59 | 604 | 4,485,254 | 7,426 |
| Assistant professors | 8 | 0 | 33 | 0 | 41 | 426 | 2,938,608 | 6,898 |
| Instructors | 0 | 0 | 0 | 0 | 0 | 0 | 0 | |
| Lecturers | 4 | 0 | 33 | 0 | 37 | 378 | 2,028,811 | 5,367 |
| No academic rank | 0 | 0 | 0 | 0 | 0 | 0 | 0 | |
| NOTE: The above data are based on the Salary Outlays part of the IPEDS HR component. The Weighted average monthly salaries of full-time instructional staff by academic rank are calculated by adding the salary outlays reported for Men plus Women by academic rank, then dividing the sum by the "Total Number of Months" for Men plus Women by academic rank. Salaries of full-time instructional staff paid less than 9 months per year are not collected. Also, salaries of medical school staff are not collected. The weighted average monthly salaries may be included in the DFR. | | | | | | | | |

| Salary Outlays for Full-time Non-instructional Staff | | |
|--|--|-------------------------------------|
| Occupational category | Number of full-time staff (carried forward from the Part B - FT, non-instructional staff screens) | Total annual salary outlays (\$) |
| Research staff | 0 | |
| Public Service staff | 0 | |
| Library and Student and Academic Affairs and Other Education Services Occupations 25-4000 + 25-2000 + 25-3000 + 25-9000 | 19 | 1,008,842 |
| Management Occupations 11-0000 | 39 | 4,636,256 |
| Business and Financial Operations Occupations 13-0000 | 26 | 1,476,345 |
| Computer, Engineering, and Science Occupations 15-0000 + 17-0000 + 19-0000 | 19 | 1,165,866 |
| Community, Social Service, Legal, Arts, Design, Entertainment, Sports, and Media Occupations 21-0000 + 23-0000 + 27-0000 | 55 | 2,720,473 |
| Healthcare Practitioners and Technical Occupations 29-0000 | 0 | |
| Service Occupations 31-0000 + 33-0000 + 35-0000 + 37-0000 + 39-0000 | 38 | 1,926,360 |
| Sales and Related Occupations 41-0000 | 0 | |
| Office and Administrative Support Occupations 43-0000 | 45 | 1,704,040 |
| Natural Resources, Construction, and Maintenance Occupations 45-0000 + 47-0000 + 49-0000 | 11 | 552,573 |
| Production, Transportation, and Material Moving Occupations 51-0000 + 53-0000 | 0 | |
| Total | 252 | 15,190,755 |

| Number of Newly Hired Full-time Permanent Staff (Hired full-time between November 1, 2023 - October 31, 2024 and on the payroll as of November 1, 2024) | |
|--|-----------------|
| | Number of staff |
| Newly Hired Full-time Permanent Staff | 54 |

Institution: Indiana University-South Bend (151342)

User ID: 88G2401

Edit Report

Human Resources

There are no errors for the selected survey and institution.