

IPEDS 2024-25 Data Collection System

IPEDS HELP DESK (877) 225-2568 | ipedshelp@rti.org
OMB NO. 1850-0582 v.33 : Approval Expires 8/31/2027
User ID: 88G2401

Student Financial Aid 2024-25

Institution: Indiana University-Indianapolis (151111)

User ID: 88G2401

Overview

IPEDS Student Financial Aid Component Overview

Welcome to the Student Financial Aid (SFA) survey component. The purpose of the SFA component is to collect information about financial aid provided to various groups of undergraduate students and military/veteran educational benefits for all students at your institution.

Data Reporting Reminders:

- Report data to accurately reflect the period(s) corresponding with the IPEDS survey component requested, even if such reporting seems inconsistent with prior-year reporting.
- Undergraduate Student Counts

You will be asked to report information for:

- All undergraduate students
 - Degree/certificate-seeking undergraduate students
 - Full-time, first-time degree/certificate-seeking undergraduate students (FTFT)
 - Non-degree/certificate-seeking undergraduate students

- Interactive Edits and Error Messages

The SFA survey component contains interactive edits to check for blank fields, invalid values, or values outside expected ranges. Some error messages require you to confirm or explain the values entered whereas other error messages are fatal and require you to contact the IPEDS Help Desk at (877) 225-2568 for resolution.

- Context Boxes

You will find optional text boxes throughout the SFA survey component. These text boxes allow you to provide more information or context about the data entered. Some context boxes may be made available to the public on College Navigator, so make sure the information you enter can be understood easily by students, parents, and the public.

Changes to reporting:

The following changes were implemented for the 2024-25 data collection period:

- Moved the cost of attendance and average net price data items to the new IPEDS Cost (CST) survey component.
- Updated the SFA Survey form and instructions based on legislative changes, U.S. Department of Education guidance, and industry practices.
- Applied the screening question from Section 2 to all institutions.
- Applied the context box from Section 2 to all institutions.
- Clarified loans to students reported in Section 1, Part C, Line 7 include private education loans.
- Clarified Fall Enrollment (EF) student counts are carried forward and used to calculate average aid amounts and percentages for academic reporters whereas 12-Month Enrollment (E12) student counts are carried forward and used to calculate average aid amount and percentages for program reporters throughout the survey.
- Eliminated the multiple forms that were historically presented on the survey materials page; however, there remain differences in how institutions report. Those differences are indicated in gold text on the single remaining form as presented to OMB. Institutions will not see the gold text and will only see the screens that are applicable to them.

Resources:

- To download the survey materials for this component: [Survey Materials](#)
- To access your prior year data submission for this component: [Reported Data](#)

If you have questions about completing this survey, please contact the IPEDS Help Desk at 1-877-225-2568.

Institution: Indiana University-Indianapolis (151111)

User ID: 88G2401

Section 1 - Student Financial Aid - Undergraduate Students Part A - Establish Your Student Counts

Part A - Establish Your Student Counts

Instructions:

In the fields below, report student counts for the reporting period requested for each student category and financial aid type.


Reporting period loaded based on reporter type: Academic Reporter (AR) OR Program Reporter (PR).

Section 1 is applicable to institutions offering undergraduate programs, as determined by the following items in Institutional Characteristics (IC):

- Q3, award level = 1a, 1b, 2, 3, 4, 5, and 6; or
- Q5, Undergraduate (undergraduate or occupational programs), full-time or part-time = Yes; or
- First-time degree/certificate seeking undergraduate, Full-time or Part-time = Yes.

Reporting Reminders:

- Part A establishes student counts.
- The numbers on this screen are carried forward to other parts of the Student Financial Aid Survey component and checked for consistency with data reported in other survey components.

STUDENT COUNTS		YOUR CURRENT YEAR DATA	YOUR PRIOR YEAR DATA
		Fall 2023	Fall 2022
02	 All undergraduate students	17,037	17,727
03	All degree/certificate-seeking undergraduate students Of those on line 02, those who are degree/certificate-seeking	16,582	17,278
04	Of those on line 02, those who are non-degree/non-certificate-seeking (Line 02 – Line 03)	455	449
05	All full-time, first-time degree certificate-seeking undergraduate students Of those on line 03, those who are full-time, first-time	3,191	3,399
06	Of those on line 05, those awarded any: <ul style="list-style-type: none"> • <u>Federal Work Study</u>, • <u>Loans to students</u>, • Grant or scholarship aid from the federal government, state/local government, the institution, or • Other sources known to the institution 	2,888	3,106
07	Of those on line 05, those awarded any: <ul style="list-style-type: none"> • <u>loans to students</u> or • Grant or scholarship aid from the federal government, state/local government, or the institution 	2,842	3,048

Section 1 - Student Financial Aid - Undergraduate Students Part B - UG Student Counts and Financial Aid Award Amounts

Part B - Enter Student Counts and Financial Aid Award Amounts

Instructions:

In the fields below, report student counts and the total financial aid amount awarded for each student category and financial aid type for the reporting period requested. Enter unduplicated student counts within each aid type (e.g., Federal Pell Grants). However, a student can appear in more than one financial aid program group.

Reporting Reminders:


- Reported values must be consistent with the information from Part A carried forward to this screen.
- Report students awarded Federal Pell Grant enrolled in post-baccalaureate teacher certification or licensure programs, or courses required by a state to obtain certification to teach the state as undergraduate students.
- Report all other students, including students with intellectual disabilities enrolled in a U.S. Department of Education approved comprehensive transition and postsecondary (CTP) program, at the degree/certificate program level assigned by the institution.
- If students are not admitted and enrolled as degree/certificate seeking taking prerequisites (preparatory courses) offered as part of a Title IV eligible program to satisfy entrance requirements for a Title IV eligible program at your institution or another institution, report them as non-degree/certificate seeking undergraduates.

For this part, report:

For These Students	The Following Type(s) of Aid	Awarded in This Period
<ul style="list-style-type: none">• All undergraduate students enrolled in Fall 2023 for the 2023-24 academic year as defined by the institution	<ul style="list-style-type: none">• Grant or scholarship aid from:<ul style="list-style-type: none">◦ federal government◦ state/local government◦ the institution◦ other sources known to the institution• Loans to students from:<ul style="list-style-type: none">◦ the federal government	<ul style="list-style-type: none">• Any time during academic year 2023-24
Information from Part A		Fall 2023
All undergraduate students (This number is carried forward from Part A, Line 02.)		17,037
Degree/certificate-seeking undergraduate students (This number is carried forward from Part A, Line 03.)		16,582
Non-degree/non-certificate-seeking undergraduate students (This number is carried forward from Part A, Line 04.)		455

In the fields below, report the student counts and the total amount of aid awarded for each aid type and student category.

Aid Type		2023-24 Academic Year as defined by the institution											
		1 All undergraduate				All degree/certificate-seeking undergraduates				All non-degree/non-certificate-seeking undergraduates			
		Number students who were awarded aid	Percentage of students who were awarded aid	Total amount of aid awarded	Average amount of aid awarded (Col.3/Col.1)	Number students who were awarded aid	Percentage of students who were awarded aid	Total amount of aid awarded	Average amount of aid awarded (Col.7/Col.5)	Number students who were awarded aid (Col.1-Col.5)	Percentage of students who were awarded aid	Total amount of aid awarded (Col.3-Col.7)	Average amount of aid awarded
		Col. 1	Col. 2	Col. 3	Col. 4	Col. 5	Col. 6	Col. 7	Col. 8	Col. 9	Col. 10	Col. 11	Col. 12
01	Grant or scholarship aid from the federal government, state/local government, the institution, and other sources known to the institution (Do NOT include federal student loans)	11,734	69	124,908,263	10,645	11,553	70	124,322,223	10,761	181	40	586,040	3,238
02	Federal Pell Grants	6,354	37	33,221,997	5,229	6,351	38	33,214,091	5,230	3	1	7,906	2,635
03	Federal loans to students	5,650	33	35,596,659	6,300	5,631	34	35,474,986	6,300	19	4	121,673	6,404

 You may use the box below to provide additional context for the data you have reported above. Context notes will be posted on the College Navigator website. Therefore, you should write all context notes using proper grammar (e.g., complete sentences with punctuation) and common language that can be easily understood by students and parents (e.g., spell out acronyms).

Non-applicable

--

Institution: Indiana University-Indianapolis (151111)

User ID: 88G2401

Section 1 - Student Financial Aid- Full-time, First-time Undergraduate Students Part C - FTFT Degree/certificate-seeking UG

Part C - Enter Information about full-time, first-time degree/certificate-seeking undergraduate students.

Instructions:

In the fields below, report student counts and the total financial aid amount awarded for full-time, first-time degree/certificate seeking undergraduates only for each financial aid type. Enter unduplicated student counts within each aid category (e.g., Federal Pell Grants). However, a student can appear in more than one financial aid program group.

Reporting Reminders:

- Reported values must be consistent with the information from Part A carried forward to this screen.
- Report all other students, including students with intellectual disabilities enrolled in a U.S. Department of Education approved comprehensive transition and postsecondary (CTP) program, at the degree/certificate program level assigned by the institution.


For this part, report:

For These Students	The Following Type(s) of Aid	Awarded in This Period
<ul style="list-style-type: none"> Full-time, first-time degree/certificate-seeking undergraduate students enrolled in Fall 2023 for the 2023-24 academic year as defined by the institution 	<ul style="list-style-type: none"> Grant or scholarship aid from: <ul style="list-style-type: none"> federal government state/local government the institution Loans to students from: <ul style="list-style-type: none"> the federal government other sources, including private or other loans Do not include: <ul style="list-style-type: none"> grant or scholarship aid from private or other sources PLUS loans or loans made to anyone other than the student 	<ul style="list-style-type: none"> Any time during academic year 2023-24

Information from Part A	Fall 2023
Full-time, first-time degree/certificate-seeking undergraduate students (This number is carried forward from Part A, Line 05)	3,191
(This number is carried forward from Part A, Line 06) <ul style="list-style-type: none"> Full-time, first-time degree/certificate-seeking undergraduate students awarded: <ul style="list-style-type: none"> Federal Work Study Loans to students Grant or scholarship aid from the federal government, state/local government, or the institution Other sources known to the institution 	2,888
(This number is carried forward from Part A, Line 07) <ul style="list-style-type: none"> Full-time, first-time degree/certificate-seeking undergraduate students awarded: <ul style="list-style-type: none"> Loans to students Grant or scholarship aid from the federal government, state/local government, or the institution 	2,842

Aid Type		Full-time, first-time degree/certificate-seeking undergraduate students (Part A, Line 05)				
		CURRENT YEAR DATA				YOUR PRIOR YEAR DATA
		2023-24				2022-23
		Number of FTFT students awarded aid	Percentage of FTFT students awarded aid	Total amount of aid awarded to FTFT students	Average amount of aid awarded to FTFT students	Average amount of aid awarded to FTFT students
		Col. 1	Col. 2	Col. 3	Col. 4	Col. 5
01	Grants or scholarships from the federal government, state/local government, or the institution	2,605	82	28,926,177	11,104	11,473
02	<u>Federal grants</u> and scholarship aid	1,444	45	8,075,171	5,592	5,341
03	Federal <u>Pell Grants</u>	1,444	45	7,776,179	5,385	5,003
04	<u>Other federal grants</u> and scholarship aid	604	19	298,992	495	924
05	<u>State/local government grant</u> or <u>scholarship aid</u> (includes <u>fellowships</u> /tuition waivers/exemptions)	1,386	43	10,644,465	<input checked="" type="checkbox"/> 7,680	6,803
06	<u>Institutional grant</u> or <u>scholarship aid</u> (includes <u>fellowships</u> /tuition waivers/exemptions)	2,295	72	10,206,541	<input checked="" type="checkbox"/> 4,447	5,239
07	<u>Loans to students</u>	1,066	33	7,674,877	<input checked="" type="checkbox"/> 7,200	6,407
08	Federal loans to students	1,024	32	4,783,017	4,671	4,648

09	Other loans to students (including private loans)	215	7	2,891,860	<input checked="" type="checkbox"/> 13,451	12,336
----	---	-----	---	-----------	--	--------

 You may use the box below to provide additional context for the data you have reported above. Context notes will be posted on the College Navigator website. Therefore, you should write all context notes using proper grammar (e.g., complete sentences with punctuation) and common language that can be easily understood by students and parents (e.g., spell out acronyms).

Non-applicable

Institution: Indiana University-Indianapolis (151111)

User ID: 88G2401

Section 1 - Comparison Chart

Summary Data by Student Category and Financial Aid Type

Instructions:

- The SFA Comparison Chart provides a summary of the data reported in Section 1 of the survey. Summary data is based on the preloaded data and information reported on the previous screens in this section for all undergraduate students and full-time, first-time degree/certificate-seeking undergraduate students.
 - Values displayed for All undergraduate students, All degree/certificate seeking undergraduate students, and All non-degree/certificate seeking undergraduate students should match the values reported in Section 1, Part B;
 - Values displayed for Full-time, First-time degree/certificate seeking undergraduate students should match the values reported in Section 1, Part C; and
 - NCES calculated values for the student count and total amount of aid awarded for All other degree/certificate seeking undergraduate students should be the difference between the values reported for All undergraduate students and Full-time, first-time degree/certificate seeking undergraduate students.
- If values displayed do not match your institution's calculations, please correct the numbers reported before moving forward to complete Section 2 of the SFA Survey.
- Data for all degree/certificate seeking undergraduate students and full-time, first-time degree/certificate undergraduate students are published on College Navigator.

Note:

- Data for the 'all other degree/certificate undergraduate' students and all non-degree/certificate undergraduate students will appear in the IPEDS Data Center for data users, but not in College Navigator.

Student Categories		2023-24	Academic Year 2023-24	Academic Year 2023-24
		Number of students	Federal Pell grants	Federal Student Loans
		Col. 1	Col. 2	Col. 3
01	All undergraduates	17,037		
01a	Number of students awarded aid		6,354	5,650
01b	Percentage awarded aid		37	33
01c	Total amount of aid awarded		33,221,997	35,596,659
01d	Average amount of aid awarded		5,229	6,300
02	All degree/certificate seeking undergraduate students	16,582		
02a	Number of students awarded aid		6,351	5,631
02b	Percentage awarded aid		38	34
02c	Total amount of aid awarded		33,214,091	35,474,986
01d	Average amount of aid awarded		5,230	6,300
03	Full-time, first-time degree/certificate seeking undergraduate students	3,191		
03a	Number of students awarded aid		1,444	1,024
03b	Percentage awarded aid		45	32
03c	Total amount of aid awarded		7,776,179	4,783,017
03d	Average amount of aid awarded		5,385	4,671
04	All other degree/certificate seeking undergraduate students	13,391		
04a	Number of students awarded aid		4,907	4,607
04b	Percentage awarded aid		37	34
04c	Total amount of aid awarded		25,437,912	30,691,969
04d	Average amount of aid awarded		5,184	6,662
05	All non-degree/non-certificate-seeking undergraduate students	455		
05a	Number of students awarded aid		3	19
05b	Percentage awarded aid		1	4
05c	Total amount of aid awarded		7,906	121,673
05d	Average amount of aid awarded		2,635	6,404

Institution: Indiana University-Indianapolis (151111)

User ID: 88G2401

Section 2: Military Servicemembers and Veteran's Benefits - Undergraduate and Graduate Students

Section 2: Screening Question

1. Did your institution participate in the U.S. Department of Veterans Affairs Post-9/11 GI Bill or U.S. Department of Defense Military Tuition Assistance benefit programs during the 2023-24 award period? (You are required to complete Section 2 of the SFA Survey if you answer "Yes" to this screening question.)?

- ☐ No
- ☒ Yes, please check all programs available to students at your institution.
- ☒ U.S. Department of Veterans Affairs Post-9/11 GI Bill
 - ☒ U.S. Department of Defense Military Tuition Assistance

Section 2: Military Servicemembers and Veteran's Benefits - Undergraduate and Graduate Students

Section 2: Military Servicemembers and Veteran's Benefits - Undergraduate and Graduate Students

- Instructions:
- Report for **Post-9/11 GI Bill Benefits**: July 1, 2023 - June 30, 2024.
 - Report for **Department of Defense Tuition Assistance Program**: October 1, 2023 - September 30, 2024
 - Information for **ALL programs** offered by the institution.


- Reporting Reminders:
- Report student counts and total benefit amounts disbursed known to the institution for the U.S. Department of Veteran's Affairs Post-9/11 GI Bill Program.
 - Report student counts and disbursed amounts received and disbursed by the institution for the U.S. Department of Defense Tuition Assistance Program.
 - Report unduplicated student counts within a category (e.g., Post-9/11 GI Bill Benefits), however, a student can appear in both categories (i.e., a student can be counted as a Post-9/11 GI Bill Benefits recipient and a Department of Defense Tuition Assistance recipient).
 - Student recipients can also include eligible dependents.
 - A student may receive benefits at the undergraduate level and the graduate level during award period.
 - Consult with your campus certifying official, who may not be in the student financial aid office.
 - For Post-9/11 GI Bill Benefits, do not include the institutional or state matching share for aid provided through the Yellow Ribbon Program if your school participated.
 - Do not leave a cell blank.** Enter zero (0) if your institution did not have recipients for the financial assistance program or program level.

U.S. Department of Veterans Affairs Post-9/11 GI-Bill Benefits

Type of benefit/assistance	YOUR CURRENT YEAR DATA			YOUR PRIOR YEAR DATA
	Number of students disbursed benefits/assistance known to the institution	Total dollar amount of benefits/assistance disbursed known to institution	Average dollar amount of benefits/assistance disbursed known to institution	Average dollar amount of benefits/assistance disbursed known to institution
	Col 1	Col 2	Col 3	Col 4
<u>Post-9/11 GI Bill Benefits</u>				
01 Undergraduate students	301	2,394,055	7,954	7,978
02 Graduate students	86	1,306,028	15,186	16,481
03 Total	387	3,700,083	9,561	9,487

U.S. Department of Defense Tuition Assistance Program

Type of benefit/assistance	YOUR CURRENT YEAR DATA			YOUR PRIOR YEAR DATA
	Number of students who received benefits/assistance disbursed through the institution	Total dollar amount of benefits/assistance received and disbursed through the institution	Average dollar amount of benefits/assistance received and disbursed through the institution	Average dollar amount of benefits/assistance received and disbursed through the institution
	Col 1	Col 2	Col 3	Col 4
<u>Department of Defense Tuition Assistance Program</u>				
04 Undergraduate students	107	428,813	4,008	3,489
05 Graduate students	11	23,375	<input checked="" type="checkbox"/> 2,125	2,723
06Total	118	452,188	3,832	3,389

 You may use the box below to provide additional context for the data you have reported above. Context notes will be posted on the College Navigator website. Therefore, you should write all context notes using proper grammar (e.g., complete sentences with punctuation) and common language easily understood by students and parents (e.g., spell out acronyms).

Prepared by

Prepared by

- Reporting Reminders:
- The name of the preparer is being collected so that we can follow up with the appropriate person in the event that there are questions concerning the data.
 - The Keyholder will be copied on all email correspondence to other preparers.
 - The time it took to prepare this component is being collected so that we can continue to improve our estimate of the reporting burden associated with IPEDS.
 - Please include in your estimate the time it took for you to review instructions, query and search data sources, complete and review the component, and submit the data through the Data Collection System.
 - Thank you for your assistance.

This survey component was prepared by:					
<input type="radio"/>	Keyholder	<input type="radio"/>	SFA Contact	<input type="radio"/>	HR Contact
<input type="radio"/>	Finance Contact	<input type="radio"/>	Academic Library Contact	<input checked="" type="radio"/>	Other
Name:		<input type="text" value="Joseph Geglio"/>			
Email:		<input type="text" value="jgeglio@iu.edu"/>			

How many staff from your institution only were involved in the data collection and reporting process of this survey component?	
<input type="text" value="3.00"/>	Number of Staff (including yourself)

How many hours did you and others from your institution only spend on each of the steps below when responding to this survey component? <i>Exclude the hours spent collecting data for state and other reporting purposes.</i>				
Staff member	Collecting Data Needed	Revising Data to Match IPEDS Requirements	Entering Data	Revising and Locking Data
Your office	<input type="text" value="1.00"/> hours	<input type="text" value="1.00"/> hours	<input type="text" value="1.00"/> hours	<input type="text" value="2.25"/> hours
Other offices	<input type="text"/> hours	<input type="text"/> hours	<input type="text"/> hours	<input type="text"/> hours

Institution: Indiana University-Indianapolis (151111)

User ID: 88G2401

Summary

Student Financial Aid Component Summary

The purpose of this summary is to provide you an opportunity to view some of the data that, when accepted through the IPEDS quality control process, will appear on the [College Navigator](#) website and/or your institution's Data Feedback Report (DFR). In addition, all data reported in IPEDS survey components become publicly available through the [IPEDS Use the Data](#) and appear as aggregated statistics in various Department of Education reports. [College Navigator](#) is updated approximately three months after the data collection period closes and DFRs will be available through the [IPEDS Use the Data](#) and sent to your institution's CEO at the end of 2025.

Please review your data for accuracy. If you have questions about the data displayed below or after reviewing the data reported on the survey screens, please contact the IPEDS Help Desk at: 1-877-225-2568 or ipedshelp@rti.org.

GENERAL INFORMATION	
Reporter Type	Academic
Calendar System	Semester
Award Levels Offered	Postsecondary awards, certificates, or diplomas of 300-899 clock hours...
	Postsecondary awards, certificates, or diplomas of at least 900 clock hours but less than 1,800 clock hours...
	Associate's degree
	Bachelor's degree
	Postbaccalaureate certificate
	Master's degree
	Post-master's certificate
	Doctor's degree - research/scholarship
	Doctor's degree - professional practice
Levels of Enrollment Offered	Full-time Undergraduate
	Full-time First-time, degree/certificate-seeking Undergraduate
	Full-time Graduate (not including doctor's professional)
	Part-time Undergraduate
	Part-time First-time, degree/certificate-seeking Undergraduate
	Part-time Graduate (not including doctor's professional)
System	Doctor's degree - professional practice programs
	Indiana University-Purdue University

Financial Aid Information Summary				
		2023-24	Academic Year 2023-24	Academic Year 2023-24
		Number of students	Federal Pell grants	Federal Student Loans
01	All degree/certificate seeking undergraduate students	16,582		
02	Number of students awarded aid		6,351	5,631
03	Percentage awarded aid		38	34
04	Total amount of aid awarded		33,214,091	35,474,986
05	Average amount of aid awarded		5,230	6,300
06	Full-time, first-time degree/certificate seeking undergraduate students	3,191		
07	Number of students awarded aid		1,444	1,024
08	Percentage awarded aid		45	32
09	Total amount of aid awarded		7,776,179	4,783,017
10	Average amount of aid awarded		5,385	4,671
11	All other degree/certificate seeking undergraduate students	13,391		
12	Number of students awarded aid		4,907	4,607
13	Percentage awarded aid		37	34
14	Total amount of aid awarded		25,437,912	30,691,969
15	Average amount of aid awarded		5,184	6,662
16	All non-degree/non-certificate-seeking undergraduate students	455		
17	Number of students awarded aid		3	19
18	Percentage awarded aid		1	4
19	Total amount of aid awarded		7,906	121,673
20	Average amount of aid awarded		2,635	6,404

Military Service Members and Veteran's Benefits			
Type of benefit/assistance		Number of students receiving benefits/assistance	Total dollar amount of benefits/assistance disbursed through the institution
<u>Post-9/11 GI Bill Benefits</u>			
	Undergraduate students	301	2,394,055
	Graduate students	86	1,306,028
	Total	387	3,700,083
<u>Department of Defense Tuition Assistance Program</u>			
	Undergraduate students	107	428,813
	Graduate students	11	23,375
	Total	118	452,188

Edit Report

Student Financial Aid

Source	Description	Severity	Resolved	Options
Screen: Section 1 - Student Financial Aid- Full-time, First-time Undergraduate Students Part C - FTFT Degree/certificate-seeking UG				
Screen Entry	The average amount of this type of aid awarded to FTFT Undergraduate students is outside the expected range of between 4,557 and 5,921 when compared with the prior year value. Please check the number of students and the total amount of aid awarded to these students, and correct or explain the discrepant values. (Error #7147)	Explanation	Yes	
Reason	Prior to 2023-24, IU-Indianpolis provided a tuition remission award for students from contiguous states through the Midwest Student Exchange Program (MSEP). Beginning in 2023-24, that program was modified so that students were charged a different tuition rate in lieu of receiving a fee remission to offset the full out-of-state tuition rate. As a result, students in this category were charged less tuition and were also not awarded MSEP fee remissions in 2023-24. This reduced the overall average amount awarded for 2023-24 compared to the prior year.			
Screen Entry	The average amount of this type of aid awarded to FTFT Undergraduate students is outside the expected range of between 6,121 and 7,485 when compared with the prior year value. Please check the number of students and the total amount of aid awarded to these students, and correct or explain the discrepant values. (Error #7147)	Explanation	Yes	
Reason	The increase in the average award amount is due to the Frank OBannon Grant being awarded based on a new award amount schedule for 2023-24 from the State of Indiana. For selected ranges of EFC, the state-scheduled amounts significantly increased for 2023-24 compared to the prior year.			
Screen Entry	The average amount of this type of aid awarded to FTFT Undergraduate students is outside the expected range of between 11,654 and 13,018 when compared with the prior year value. Please check the number of students and the total amount of aid awarded to these students, and correct or explain the discrepant values. (Error #7147)	Explanation	Yes	
Reason	The increase in the average private loan amount is due to students borrowing private loans to cover higher costs of attendance. Costs increased for both in-state and out-of-state students, and the percentage of private loan borrowers who were charged higher out-of-state tuition rates increased from the prior year.			
Screen Entry	The average amount of this type of aid awarded to FTFT Undergraduate students is outside the expected range of between 5,725 and 7,089 when compared with the prior year value. Please check the number of students and the total amount of aid awarded to these students, and correct or explain the discrepant values. (Error #7147)	Explanation	Yes	
Reason	The increase in the average loan amount is due to students borrowing private loans to cover higher costs of attendance. Costs increased for both in-state and out-of-state students, and the percentage of private loan borrowers who were charged higher out-of-state tuition rates increased from the prior year.			
Screen: Section 2: Military Servicemembers and Veteran's Benefits - Undergraduate and Graduate Students				
Screen Entry	This value is out of range compared to the prior year amount. Please correct your data or explain. (Error #7265)	Explanation	Yes	
Reason	The change from 2022-23 to 2023-24 is due to the small number of recipients and the wide variability in students' eligibility based on their enrolled credit hours.			